



**Shri Ramdeobaba College of Engineering and Management
Nagpur - 440013**

An Autonomous Institute Affiliated to Rashtrasant Tukadoji Maharaj Nagpur University, Nagpur
NAAC Accredited with 'A' Grade
www.rknec.edu

INTERNAL QUALITY ASSURANCE CELL (IQAC)

STUDENT FEEDBACK ANALYSIS

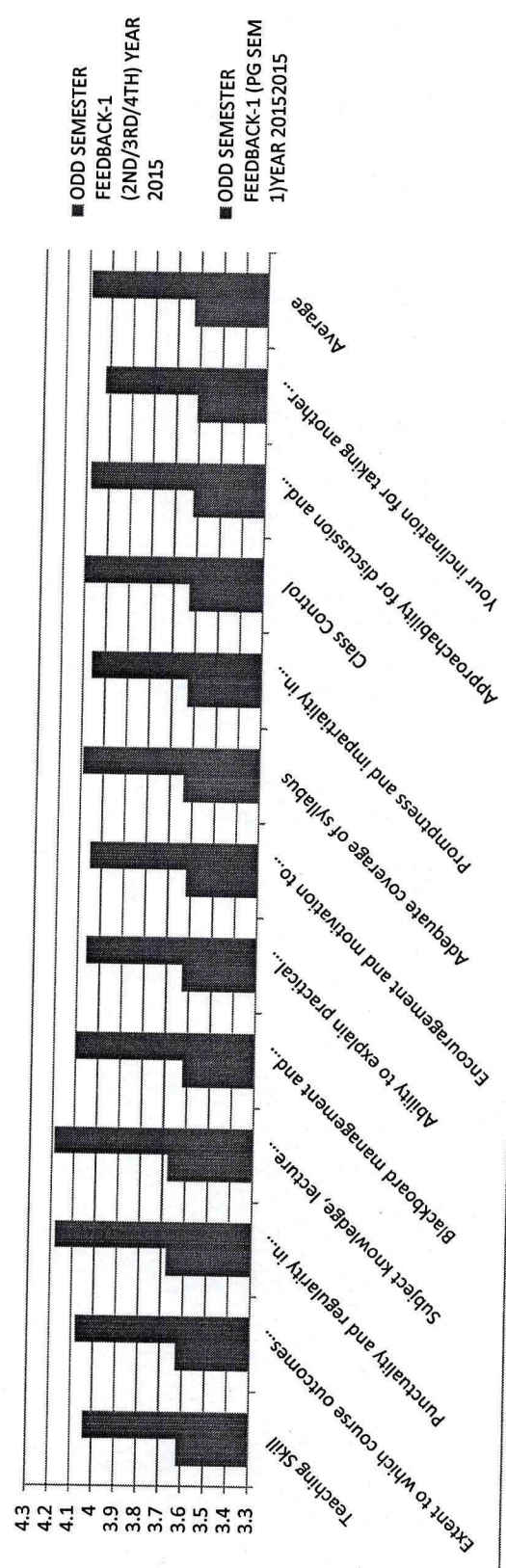
2015-16

**ODD SEMESTER
FEEDBACK 1 & FEEDBACK 2**

Theory Paper


Feedback	Teaching Skill	Extent to which course outcomes were discussed in the beginning of the session	Punctuality and regularity in conducting classes	Subject knowledge, lecture preparation and organization	Blackboard management and communication skills	Ability to explain practical relevance and recent developments in the subject area	Encouragement and motivation to interactive teaching	Adequate coverage of syllabus	Promptness and impartiality in assessment	Class Control	Approachability for discussion and interaction outside the class	Your inclination for taking another course from this teacher	Average
ODD SEMESTER FEEDBACK-1 (2ND/3RD/4TH) YEAR 2015	3.62	3.63	3.68	3.68	3.62	3.63	3.62	3.64	3.63	3.63	3.62	3.61	3.63
ODD SEMESTER FEEDBACK-1 (PG SEM 1) YEAR 2015	4.04	4.08	4.18	4.19	4.1	4.06	4.05	4.09	4.06	4.1	4.08	4.02	4.09

ODD SEMESTER FEEDBACK-1 2ND3RD4TH YEAR PG SEM 1 2015 (Theory)



Practical Paper								
Feedback	Selection of experiments/ programming assignment/ case study were commensurate with the theory	Experiments/ programming/ case study were leading towards proper conclusion/ interpretation	Teacher helped in understanding the experimental observations/ logic of the program/ case study/ field study	Experimental setup was well maintained and operational/ software provided for executing the program was proper	Precise, updated and self-explanatory manuals were provided	Teacher did assessment of experiments and journal regularly	Overall impression regarding the usefulness of the entire lab session in clarifying the student's theoretical knowledge	Average
ODD SEMESTER FEEDBACK-1 (2ND/3RD/4TH) YEAR 2015	2.62	2.6	2.62	2.6	2.61	2.61	2.62	2.61
ODD SEMESTER FEEDBACK-1 (PG SEM 1)YEAR 20152015	3.18	3.04	3.16	3.16	2.9	2.94	3.02	3.06

ODD SEMESTER FEEDBACK-1 2ND3RD4TH YEAR PG SEM 1 2015 (Practical)





SHRI RAMDEOBABA COLLEGE OF ENGINEERING AND MANAGEMENT, NAGPUR

Katol Road, Nagpur, Maharashtra, India - 440 013.

Faculty Feedback Report

Feedback : ODD SEMESTER FEEDBACK-1 (2ND/3RD/4TH) YEAR 2015 Feedback For Institute

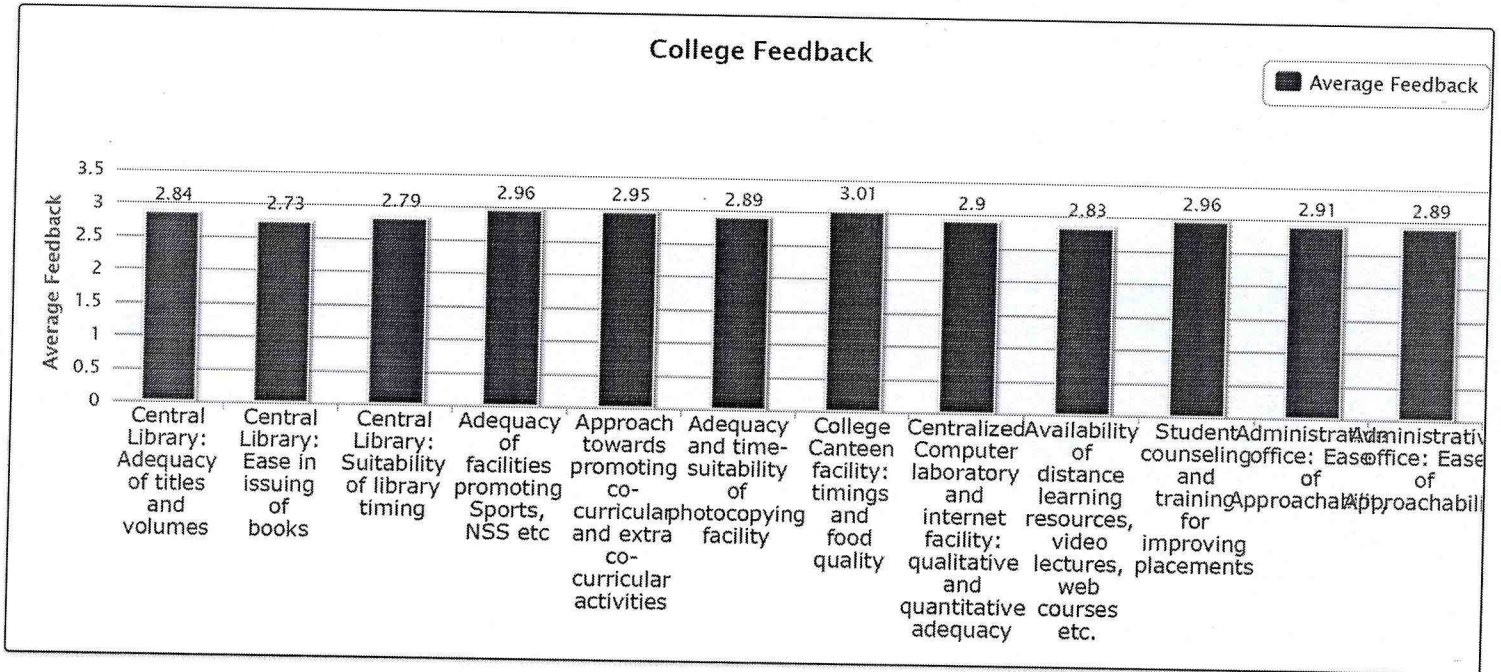
College Feedback	Total No of Respondent : 2402					Average / Percentage
	Excellent	Very Good	Good	Poor	Very Poor	
Central Library: Adequacy of titles and volumes	160 (0.33)	387 (0.81)	1087 (2.26)	452 (0.94)	316 (0.66)	2.84 (56.80 %)
Central Library: Ease in issuing of books	134 (0.28)	348 (0.72)	1040 (2.16)	501 (1.04)	379 (0.79)	2.73 (54.60 %)
Central Library: Suitability of library timing	131 (0.27)	377 (0.78)	1060 (2.21)	517 (1.08)	317 (0.66)	2.79 (55.80 %)
Adequacy of facilities promoting Sports, NSS etc	168 (0.35)	456 (0.95)	1120 (2.33)	422 (0.88)	236 (0.49)	2.96 (59.20 %)
Approach towards promoting co-curricular and extra co-curricular activities	155 (0.32)	440 (0.92)	1157 (2.41)	426 (0.89)	224 (0.47)	2.95 (59.00 %)
Adequacy and time-suitability of photocopying facility	138 (0.29)	424 (0.88)	1118 (2.33)	468 (0.97)	254 (0.53)	2.89 (57.80 %)
College Canteen facility: timings and food quality	177 (0.37)	485 (1.01)	1133 (2.36)	403 (0.84)	204 (0.42)	3.01 (60.20 %)
Centralized Computer laboratory and internet facility: qualitative and quantitative adequacy	165 (0.34)	418 (0.87)	1094 (2.28)	459 (0.96)	266 (0.55)	2.90 (58.00 %)
Availability of distance learning resources, video lectures, web courses etc.	129 (0.27)	382 (0.80)	1111 (2.31)	513 (1.07)	267 (0.56)	2.83 (56.60 %)
Student counseling and training for improving placements	150 (0.31)	438 (0.91)	1188 (2.47)	414 (0.86)	212 (0.44)	2.96 (59.20 %)
Administrative office: Ease of Approachability	138 (0.29)	419 (0.87)	1159 (2.41)	452 (0.94)	234 (0.49)	2.91 (58.20 %)
Administrative office: Ease of Approachability	158 (0.33)	405 (0.84)	1136 (2.36)	423 (0.88)	280 (0.58)	2.89 (57.80 %)
Average For College Feedback						2.89 (57.77 %)



Feedback Statistics Report
Feedback : ODD SEMESTER FEEDBACK-1 (2ND/3RD/4TH) YEAR 2015

Feedback : ODD SEMESTER FEEDBACK-1 (2ND/3RD/4TH) YEAR 2015

Feedback For Institute

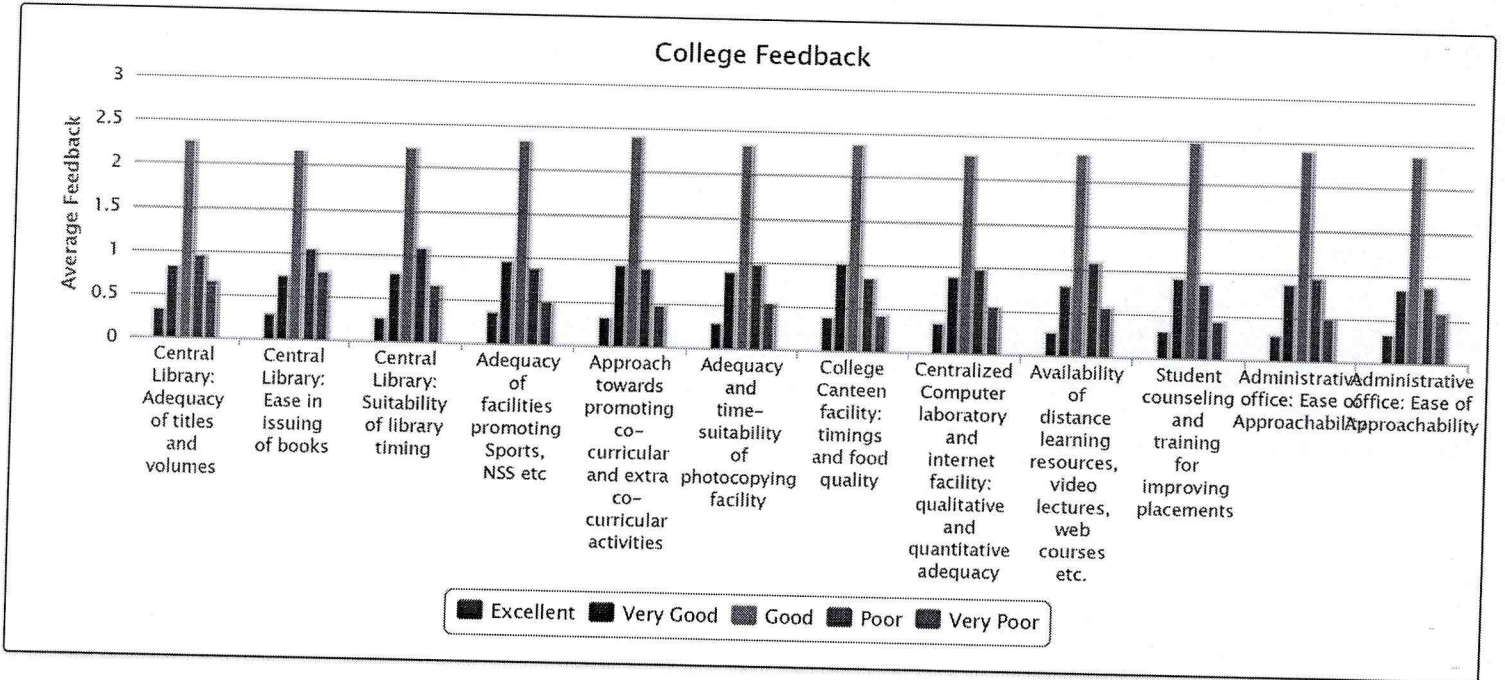




Feedback Statistics Report
Feedback : ODD SEMESTER FEEDBACK-1 (2ND/3RD/4TH) YEAR 2015

Feedback : ODD SEMESTER FEEDBACK-1 (2ND/3RD/4TH) YEAR 2015

Feedback For Institute





SHRI RAMDEOBABA COLLEGE OF ENGINEERING AND MANAGEMENT, NAGPUR

Katol Road, Nagpur, Maharashtra, India - 440 013.

Feedback Report Feedback : ODD SEMESTER 2015-2016 PLAN BE-FE Feedback For Institute

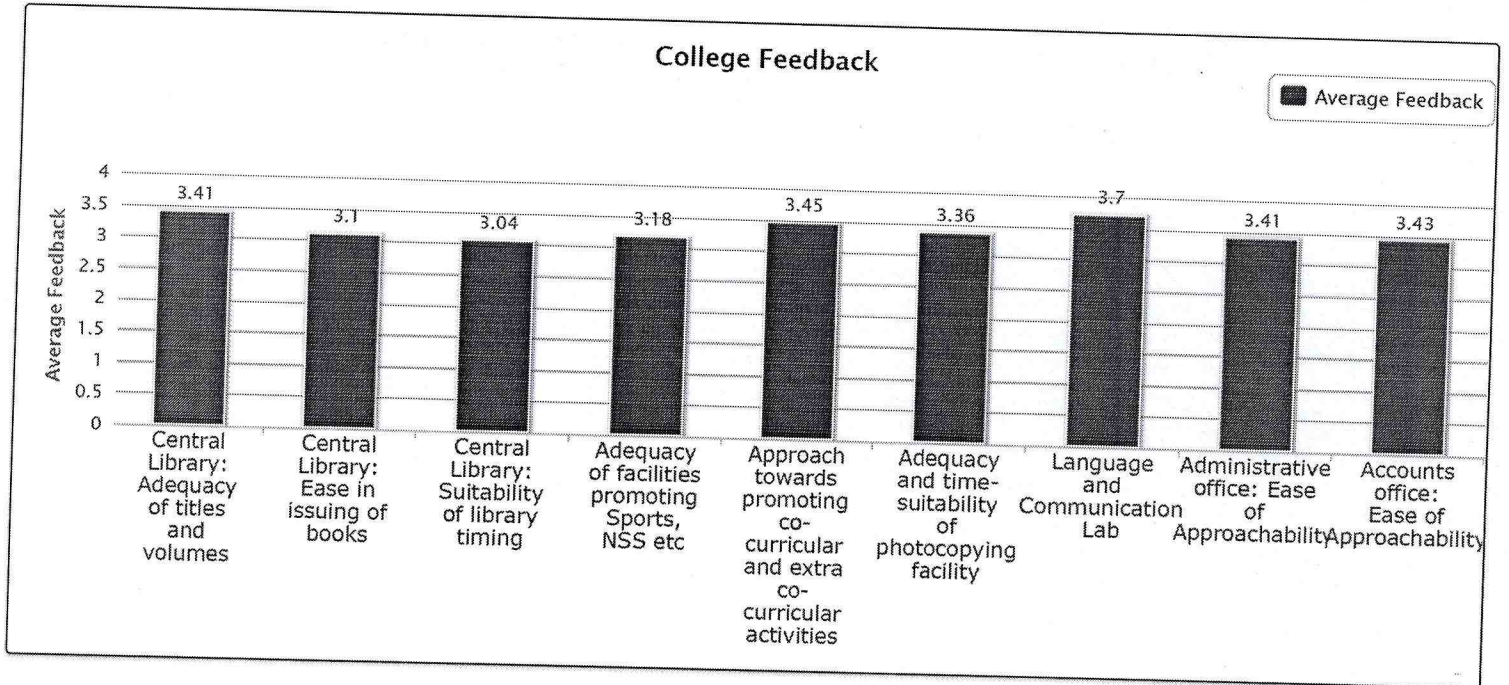
College Feedback	Total No of Respondent : 671					Average / Percentage
	Excellent	Very Good	Good	Poor	Very Poor	
Central Library: Adequacy of titles and volumes	87 (0.65)	180 (1.34)	338 (2.52)	53 (0.39)	13 (0.10)	3.41 (68.20 %)
Central Library: Ease in issuing of books	64 (0.48)	143 (1.07)	310 (2.31)	107 (0.80)	47 (0.35)	3.10 (62.00 %)
Central Library: Suitability of library timing	67 (0.50)	112 (0.83)	318 (2.37)	128 (0.95)	46 (0.34)	3.04 (60.80 %)
Adequacy of facilities promoting Sports, NSS etc	69 (0.51)	166 (1.24)	298 (2.22)	96 (0.72)	42 (0.31)	3.18 (63.60 %)
Approach towards promoting co-curricular and extra co-curricular activities	105 (0.78)	203 (1.51)	279 (2.08)	57 (0.42)	27 (0.20)	3.45 (69.00 %)
Adequacy and time-suitability of photocopying facility	96 (0.72)	171 (1.27)	313 (2.33)	61 (0.45)	30 (0.22)	3.36 (67.20 %)
Language and Communication Lab	153 (1.14)	206 (1.54)	282 (2.10)	20 (0.15)	10 (0.07)	3.70 (74.00 %)
Administrative office: Ease of Approachability	99 (0.74)	186 (1.39)	307 (2.29)	50 (0.37)	29 (0.22)	3.41 (68.20 %)
Accounts office: Ease of Approachability	93 (0.69)	180 (1.34)	339 (2.53)	40 (0.30)	19 (0.14)	3.43 (68.60 %)
Average For College Feedback						3.34 (66.84 %)



Feedback Statistics Report
Feedback : ODD SEMESTER 2015-2016 PLAN BE-FE

Feedback : ODD SEMESTER 2015-2016 PLAN BE-FE

Feedback For Institute

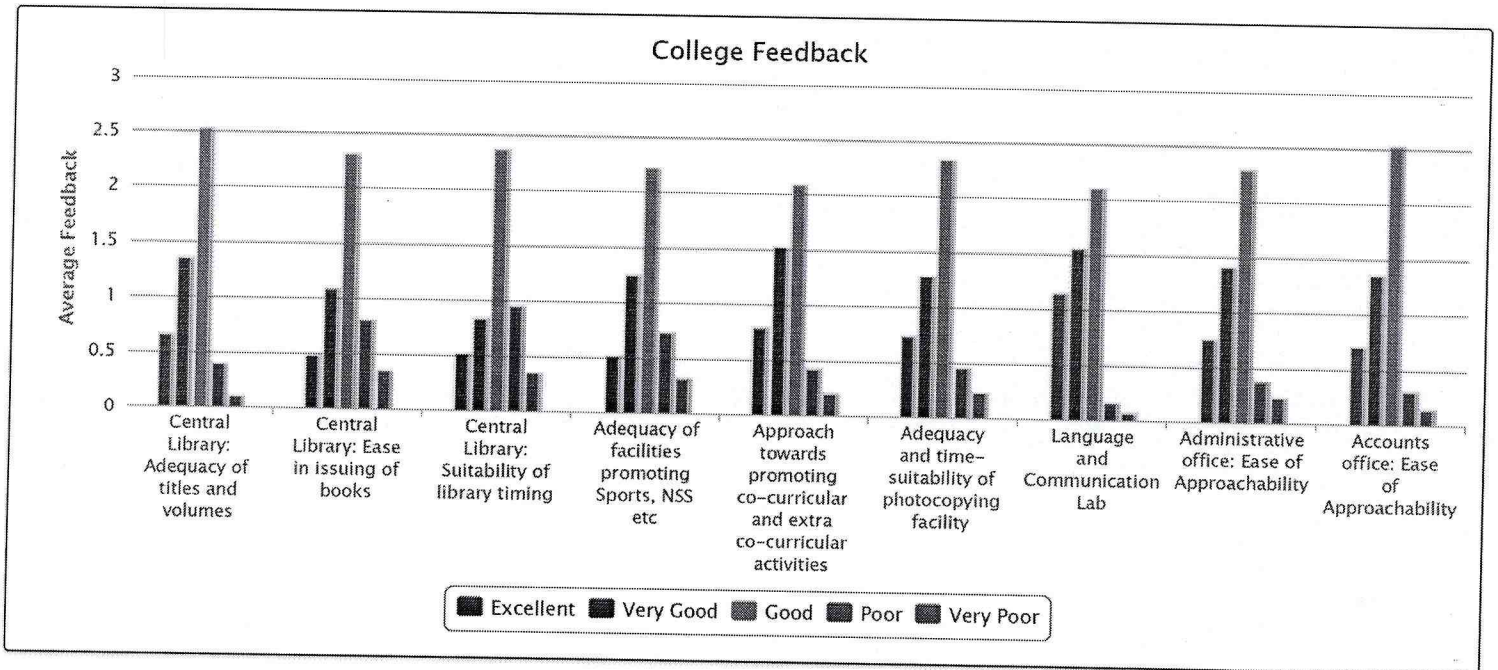




Feedback Statistics Report
Feedback : ODD SEMESTER 2015-2016 PLAN BE-FE

Feedback : ODD SEMESTER 2015-2016 PLAN BE-FE


Feedback For Institute



Theory Paper

Feedback	Teaching Skill	Extent to which course outcomes were discussed in the beginning of the session	Punctuality and regularity in conducting classes	Subject knowledge, lecture preparation and organization	Blackboard management and communication skills	Ability to explain practical relevance and recent developments in the subject area	Encouragement and motivation to interactive teaching	Adequate coverage of syllabus	Promptness and impartiality in assessment	Class Control	Approach ability for discussion and interaction outside the class	Your inclination for taking another course from this teacher	Average
ODD SEMESTER BE FIRST YEAR FEEDBACK-2(2015)	3.82	3.73	3.81	3.84	3.74	3.74	3.73	3.71	3.77	3.72	3.76	3.69	3.75

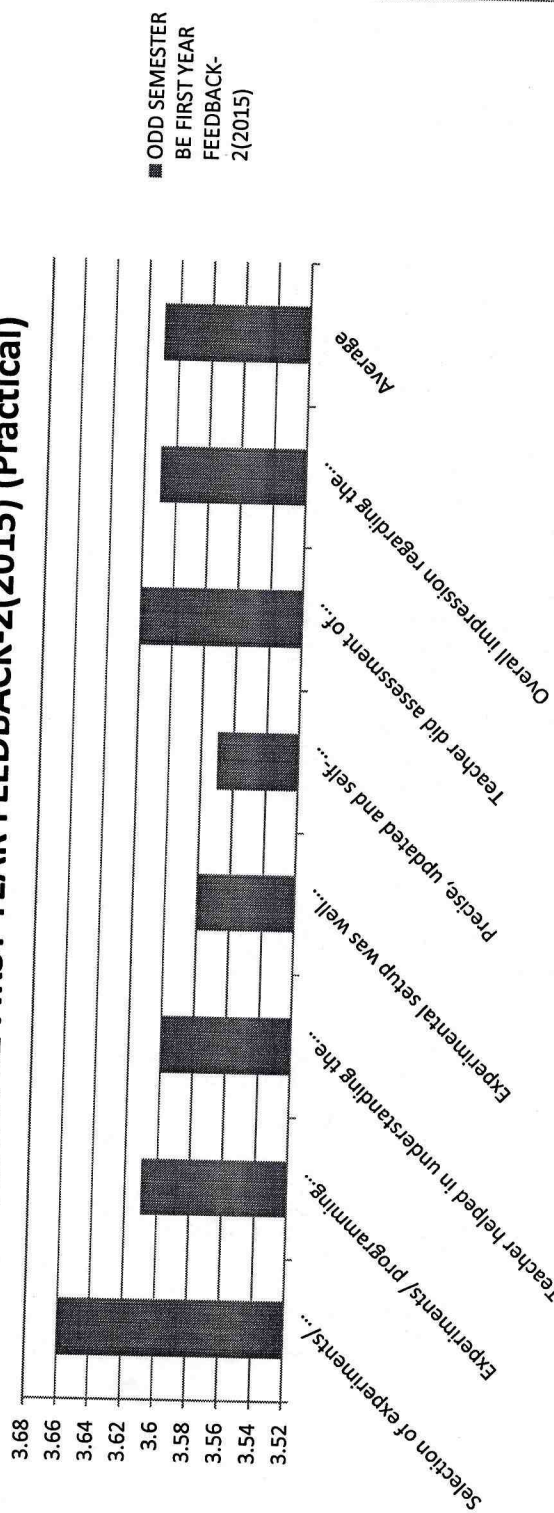
ODD SEMESTER BE FIRST YEAR FEEDBACK-2(2015) (Theory)



Practical Paper

Feedback	Selection of experiments/ programming assignment/ case study were commensurate with the theory	3.66	Experiments/ programming assignment/ case study were leading towards proper conclusion/ interpretation	3.61	Teacher helped in understanding the experimental observations/ logic of the program/ case study/ field study	3.6	Experimental setup was well maintained and operational/ software provided for executing the program was proper	3.58	Precise, updated and self-explanatory manuals were provided	3.57	Teacher did assessment of experiments and journal regularly	3.62	Overall impression regarding the usefulness of the entire lab session in clarifying the student's theoretical knowledge	3.61	Average	3.61
ODD SEMESTER BE FIRST YEAR FEEDBACK-2(2015)																

ODD SEMESTER BE FIRST YEAR FEEDBACK-2(2015) (Practical)





SHRI RAMDEOBABA COLLEGE OF ENGINEERING AND MANAGEMENT, NAGPUR

Katol Road, Nagpur, Maharashtra, India - 440 013.

Feedback Report

Feedback : ODD SEMESTER BE FIRST YEAR FEEDBACK-2(2015)

Feedback For Institute

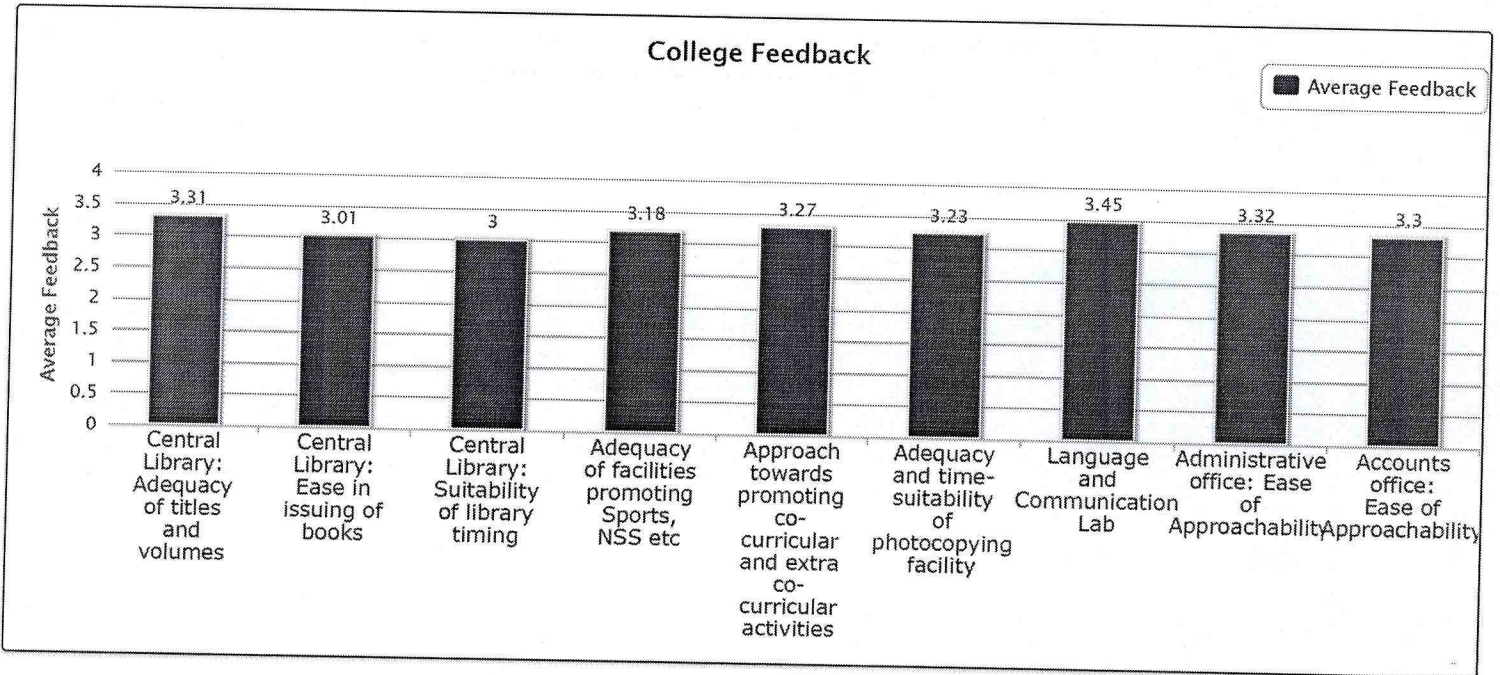
College Feedback	Total No of Respondent : 655					Average / Percentage
	Excellent	Very Good	Good	Poor	Very Poor	
Central Library: Adequacy of titles and volumes	79 (0.60)	164 (1.25)	328 (2.50)	49 (0.37)	35 (0.27)	3.31 (66.20 %)
Central Library: Ease in issuing of books	64 (0.49)	123 (0.94)	292 (2.23)	106 (0.81)	70 (0.53)	3.01 (60.20 %)
Central Library: Suitability of library timing	58 (0.44)	130 (0.99)	290 (2.21)	109 (0.83)	68 (0.52)	3.00 (60.00 %)
Adequacy of facilities promoting Sports, NSS etc	68 (0.52)	146 (1.11)	321 (2.45)	76 (0.58)	44 (0.34)	3.18 (63.60 %)
Approach towards promoting co-curricular and extra co-curricular activities	89 (0.68)	149 (1.14)	313 (2.39)	61 (0.47)	43 (0.33)	3.27 (65.40 %)
Adequacy and time-suitability of photocopying facility	77 (0.59)	148 (1.13)	319 (2.44)	72 (0.55)	39 (0.30)	3.23 (64.60 %)
Language and Communication Lab	111 (0.85)	159 (1.21)	324 (2.47)	34 (0.26)	27 (0.21)	3.45 (69.00 %)
Administrative office: Ease of Approachability	85 (0.65)	158 (1.21)	327 (2.50)	49 (0.37)	36 (0.27)	3.32 (66.40 %)
Accounts office: Ease of Approachability	88 (0.67)	149 (1.14)	326 (2.49)	58 (0.44)	34 (0.26)	3.30 (66.00 %)
Average For College Feedback					3.23	(64.60 %)



Feedback Statistics Report
Feedback : ODD SEMESTER BE FIRST YEAR FEEDBACK-2(2015)

Feedback : ODD SEMESTER BE FIRST YEAR FEEDBACK-2(2015)

Feedback For Institute

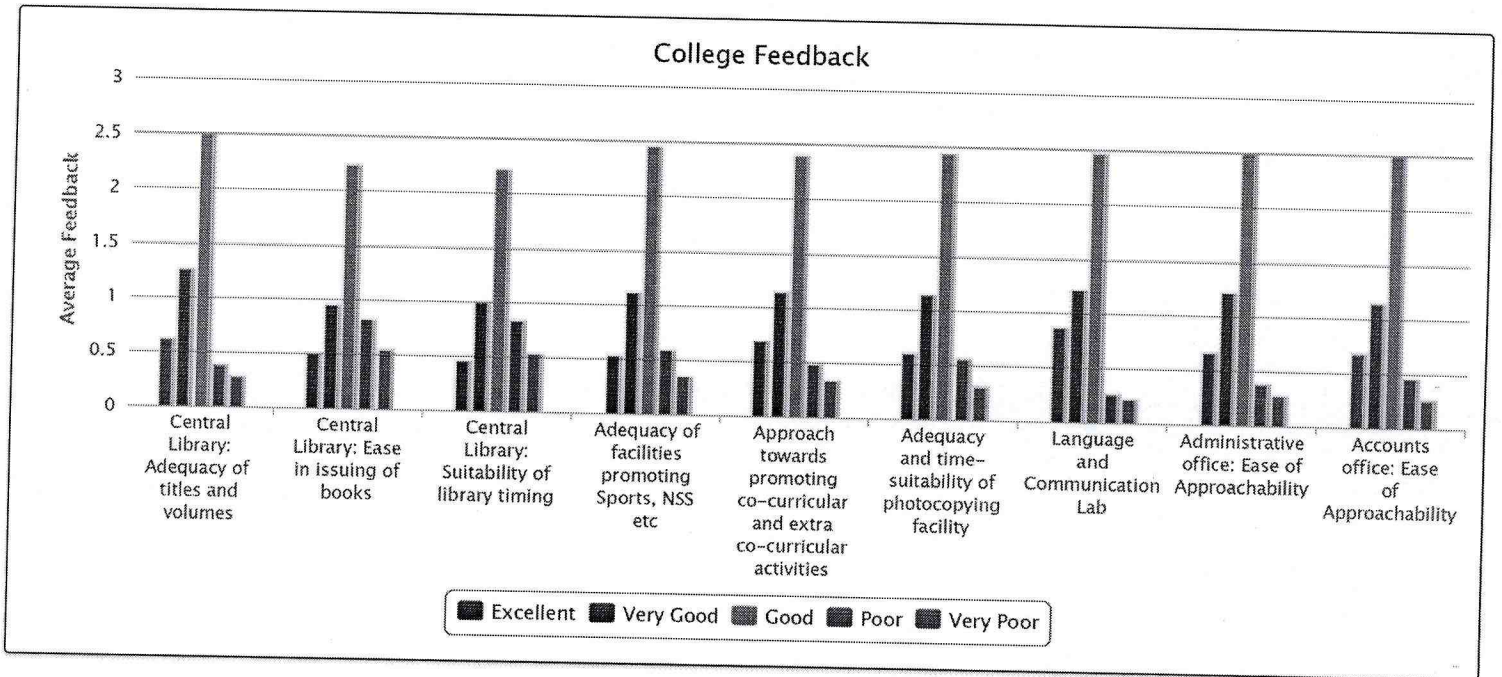




Faculty Wise Feedback Statistics Report
Feedback : ODD SEMESTER BE FIRST YEAR FEEDBACK-2(2015)

Feedback : ODD SEMESTER BE FIRST YEAR FEEDBACK-2(2015)

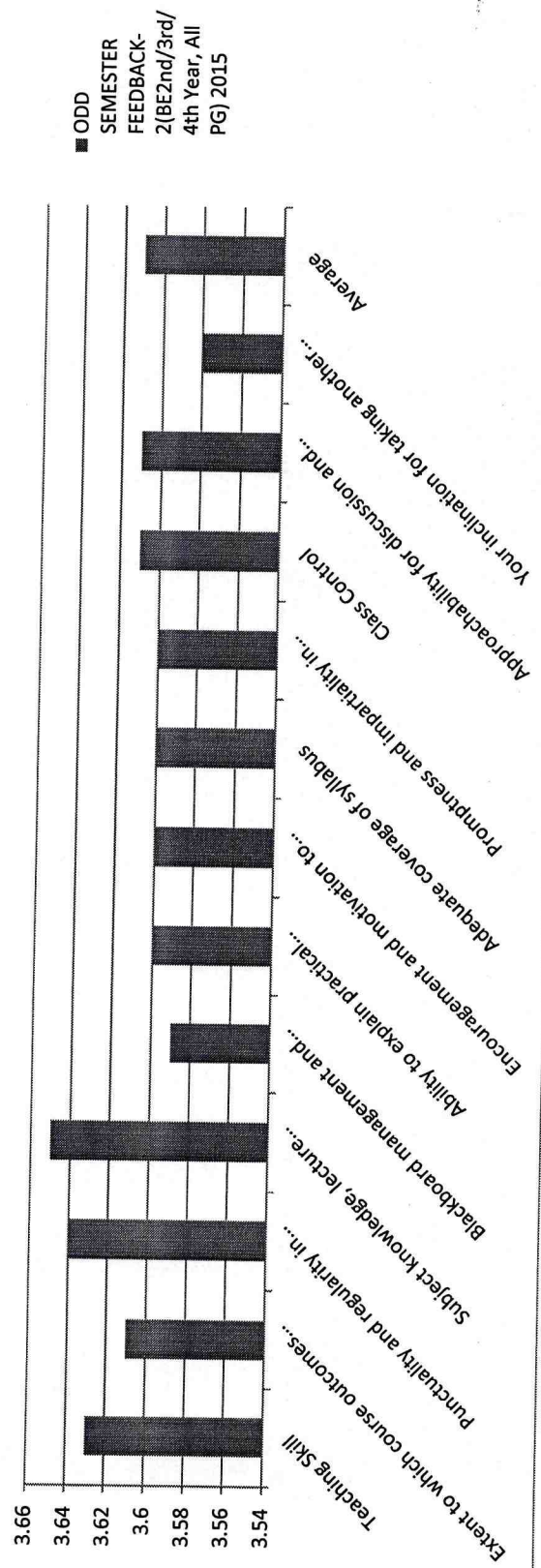
Feedback For Institute



Theory Paper


Feedback	Teaching Skill	Extent to which course outcomes were discussed in the beginning of the session	Punctuality and regularity in conducting classes	Subject knowledge, lecture preparation and organization	Blackboard management and communication skills	Ability to explain practical relevance and recent developments in the subject area	Encouragement and motivation to interactive teaching	Adequate coverage of syllabus	Promptness and impartiality in assessment	Class Control	Approachability for discussion and interaction outside the class	Your inclination for taking another course from this teacher	Average
ODD SEMESTER FEEDBACK-2(BE2nd/3rd/4th Year, All PG) 2015	3.63	3.61	3.64	3.65	3.59	3.6	3.6	3.6	3.6	3.61	3.61	3.58	3.61

ODD SEMESTER FEEDBACK-2(BE2nd/3rd/4th Year, All PG) 2015 (Theory)



Practical Paper										
Feedback	Selection of experiments/ programming/ assignment/ case study were commensurate with the theory	Experiments/ programming/ assignment/ case study were leading towards proper conclusion/ interpretation	Teacher helped in understanding the experimental observations/ logic of the program/ case study/ field study	Experimental setup was well maintained and operational/ software provided for executing the program was proper	Precise, updated and self-explanatory manuals were provided	Teacher did assessment of experiments and journal regularly	Overall impression regarding the usefulness of the entire lab session in clarifying the student's theoretical knowledge	Average		
ODD SEMESTER FEEDBACK-2(BE2nd/3rd/4th Year, All PG) 2015	3.29	3.26	3.26	3.25	3.24	3.24	3.26	3.26	3.26	3.26

ODD SEMESTER FEEDBACK-2(BE2nd/3rd/4th Year, All PG) 2015 (Practical)



selection of experiments/ programming/ assignment/ case study were commensurate with the theory
 Experiments/ programming/ assignment/ case study were leading towards proper conclusion/ interpretation
 Teacher helped in understanding the experimental observations/ logic of the program/ case study/ field study
 Experimental setup was well maintained and operational/ software provided for executing the program was proper
 Precise, updated and self-explanatory manuals were provided
 Teacher did assessment of experiments and journal regularly
 Overall impression regarding the usefulness of the entire lab session in clarifying the student's theoretical knowledge



SHRI RAMDEOBABA COLLEGE OF ENGINEERING AND MANAGEMENT, NAGPUR
Katol Road, Nagpur, Maharashtra, India - 440 013.

Library Wise Feedback Report

Feedback : ODD SEMESTER FEEDBACK-2(BE2nd/3rd/4th Year, All PG) 2015
Feedback For Institute

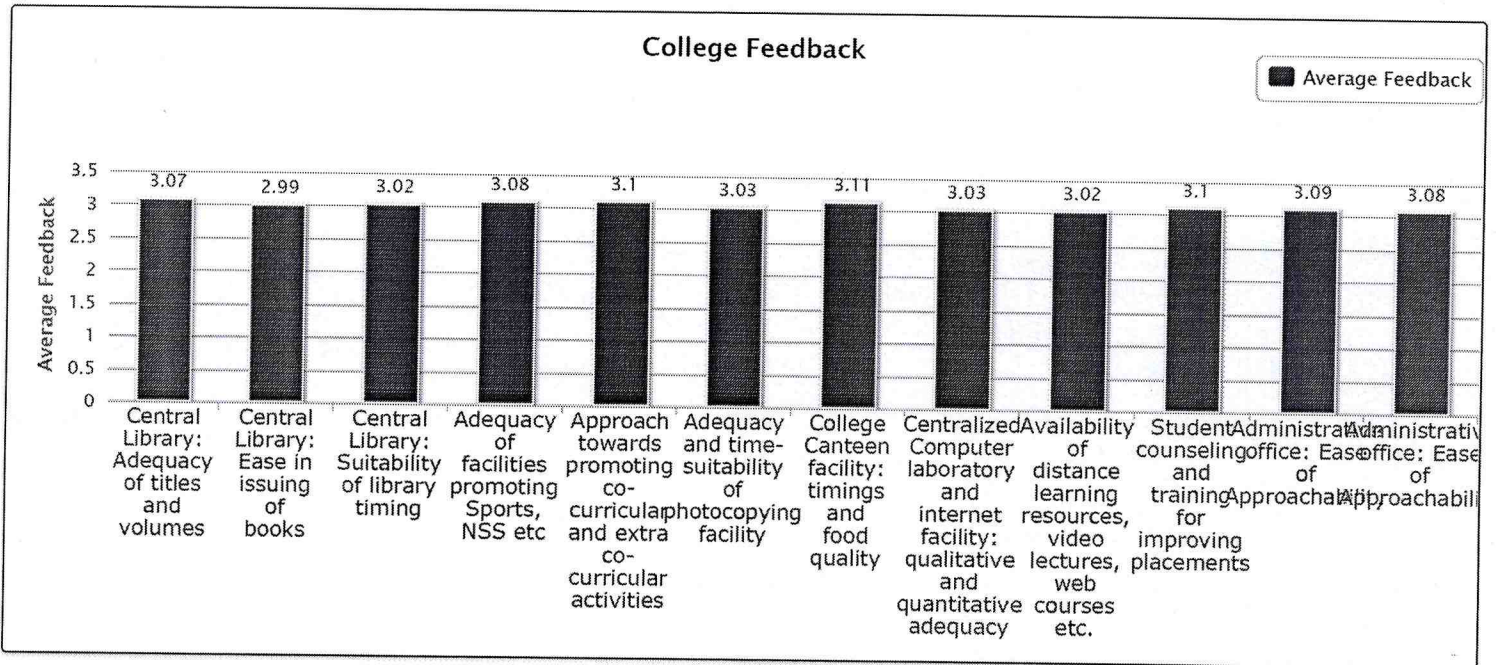
College Feedback	Total No of Respondent : 2755					Average / Percentage
	Excellent	Very Good	Good	Poor	Very Poor	
Central Library: Adequacy of titles and volumes	276 (0.50)	588 (1.07)	1231 (2.23)	384 (0.70)	276 (0.50)	3.07 (61.40 %)
Central Library: Ease in issuing of books	210 (0.38)	583 (1.06)	1245 (2.26)	406 (0.74)	311 (0.56)	2.99 (59.80 %)
Central Library: Suitability of library timing	207 (0.38)	607 (1.10)	1249 (2.27)	416 (0.75)	276 (0.50)	3.02 (60.40 %)
Adequacy of facilities promoting Sports, NSS etc	224 (0.41)	622 (1.13)	1299 (2.36)	381 (0.69)	229 (0.42)	3.08 (61.60 %)
Approach towards promoting co-curricular and extra co-curricular activities	231 (0.42)	645 (1.17)	1278 (2.32)	364 (0.66)	237 (0.43)	3.10 (62.00 %)
Adequacy and time-suitability of photocopying facility	205 (0.37)	599 (1.09)	1289 (2.34)	398 (0.72)	264 (0.48)	3.03 (60.60 %)
College Canteen facility: timings and food quality	255 (0.46)	613 (1.11)	1286 (2.33)	391 (0.71)	210 (0.38)	3.11 (62.20 %)
Centralized Computer laboratory and internet facility: qualitative and quantitative adequacy	228 (0.41)	582 (1.06)	1267 (2.30)	408 (0.74)	270 (0.49)	3.03 (60.60 %)
Availability of distance learning resources, video lectures, web courses etc.	217 (0.39)	578 (1.05)	1251 (2.27)	454 (0.82)	255 (0.46)	3.02 (60.40 %)
Student counseling and training for improving placements	234 (0.42)	617 (1.12)	1315 (2.39)	377 (0.68)	212 (0.38)	3.10 (62.00 %)
Administrative office: Ease of Approachability	227 (0.41)	619 (1.12)	1315 (2.39)	357 (0.65)	237 (0.43)	3.09 (61.80 %)
Administrative office: Ease of Approachability	238 (0.43)	611 (1.11)	1280 (2.32)	373 (0.68)	253 (0.46)	3.08 (61.60 %)
Average For College Feedback						3.06 (61.20 %)



Faculty Wise Feedback Statistics Report
Feedback : ODD SEMESTER FEEDBACK-2(BE2nd/3rd/4th Year, All PG) 2015

Feedback : ODD SEMESTER FEEDBACK-2(BE2nd/3rd/4th Year, All PG) 2015

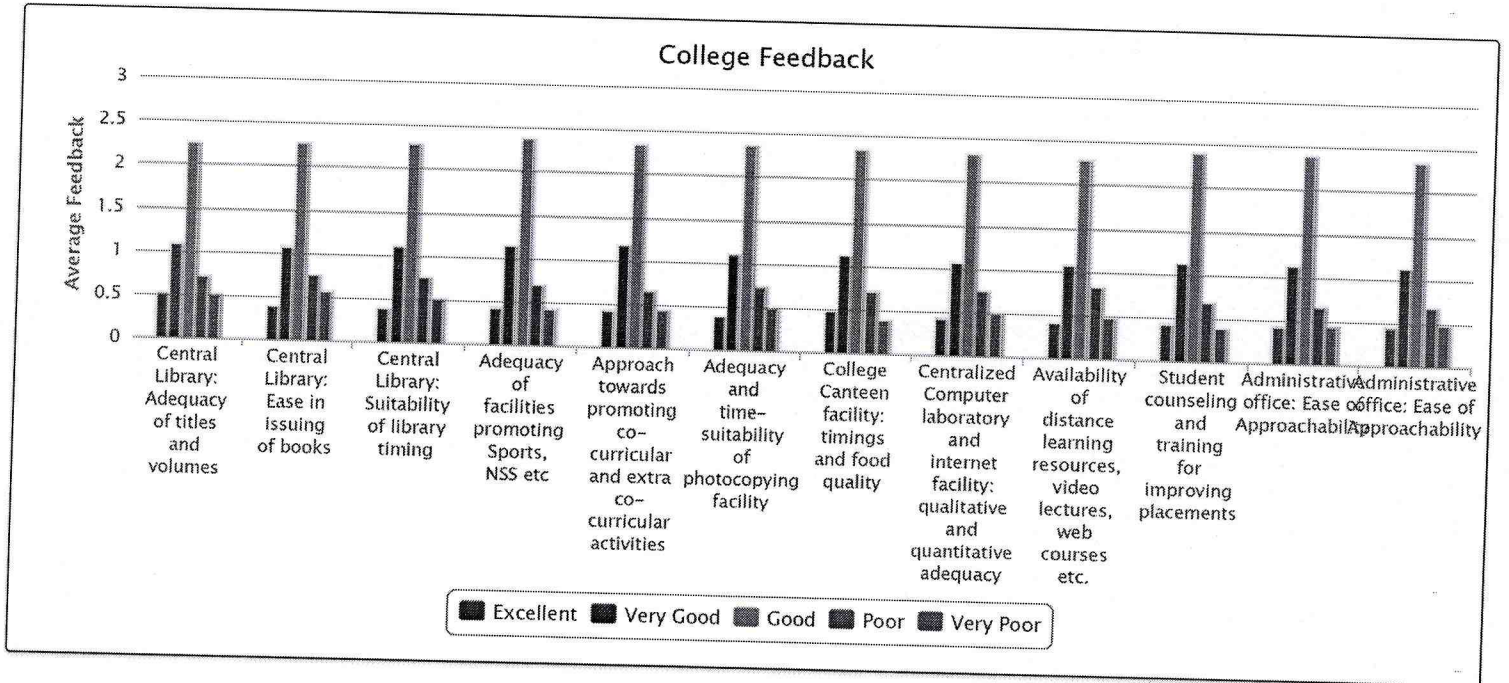
Feedback For Institute





Feedback Statistics Report
Feedback : ODD SEMESTER FEEDBACK-2(BE2nd/3rd/4th Year, All PG) 2015

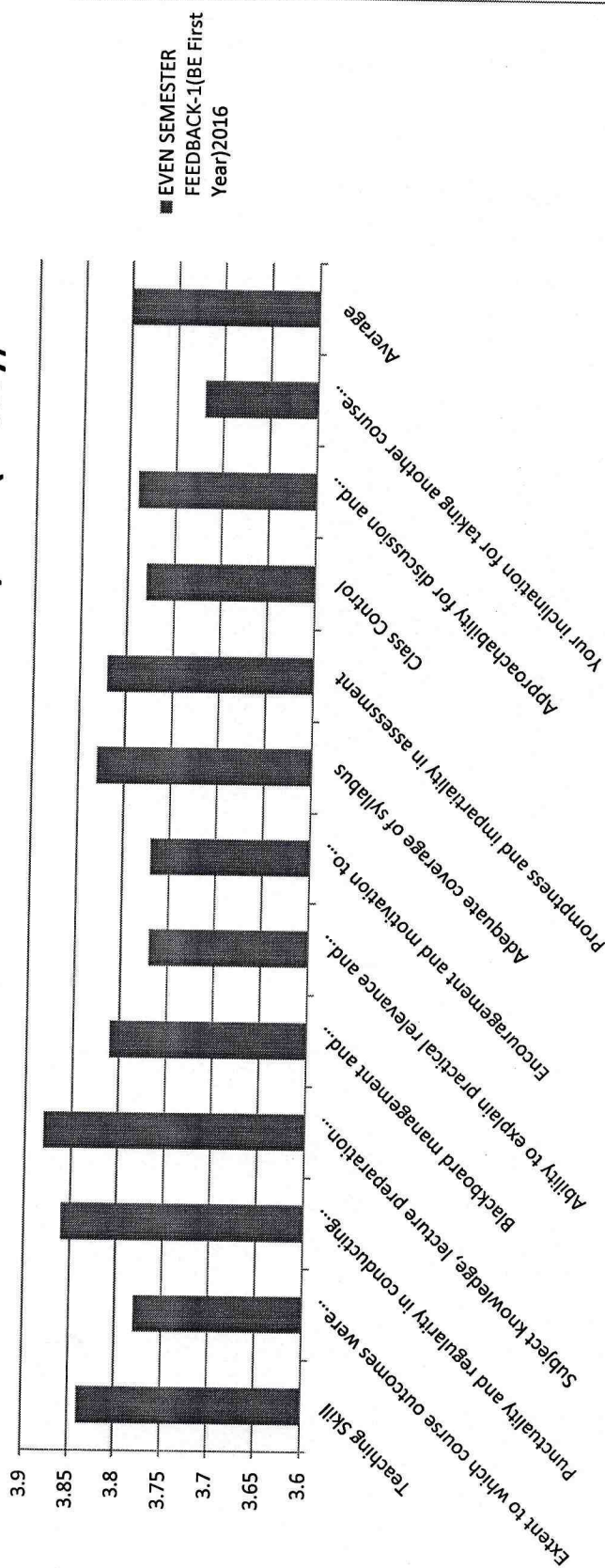
Feedback : ODD SEMESTER FEEDBACK-2(BE2nd/3rd/4th Year, All PG) 2015
Feedback For Institute



**EVEN SEMESTER
FEEDBACK 1 & FEEDBACK 2**


Theory Paper		Teaching Skill	Extent to which course outcomes were discussed in the beginning of the session	Punctuality and regularity in conducting classes	Subject knowledge, lecture preparation and organization	Blackboard management and communication skills	Ability to explain practical relevance and recent developments in the subject area	Encouragement and motivation to interactive teaching	Adequate coverage of syllabus	Promptness and impartiality in assessment	Class Control	Approachability for discussion and interaction outside the class	Your inclination for taking another course from this teacher	Average
EVEN SEMESTER FEEDBACK-1(BE First Year)2016	Feedback	3.84	3.78	3.86	3.88	3.81	3.77	3.77	3.83	3.82	3.78	3.79	3.72	3.8

EVEN SEMESTER FEEDBACK-1(BE First Year)2016 (Theory)



Practical Paper								
Feedback	Selection of experiments/ programming/ assignment/ case study were commensurate with the theory	Experiments/ programming/ assignment/ case study were leading towards proper conclusion/ interpretation	Teacher helped in understanding the experimental observations/ logic of the program/ case study/ field study	Experimental setup was well maintained and operational/ software provided for executing the program was proper	Precise, updated and self-explanatory manuals were provided	Teacher did assessment of experiments and journal regularly	Overall impression regarding the usefulness of the entire lab session in clarifying the student's theoretical knowledge	Average
EVEN SEMESTER FEEDBACK-1(BE First Year)2016	3.71	3.67	3.67	3.65	3.66	3.68	3.67	3.67

EVEN SEMESTER FEEDBACK-1(BE First Year)2016 (Practical)





SHRI RAMDEOBABA COLLEGE OF ENGINEERING AND MANAGEMENT, NAGPUR

Katal Road, Nagpur, Maharashtra, India - 440 013.

Feedback Report Feedback : EVEN SEMESTER FEEDBACK-1(BE First Year)2016 Feedback For Institute

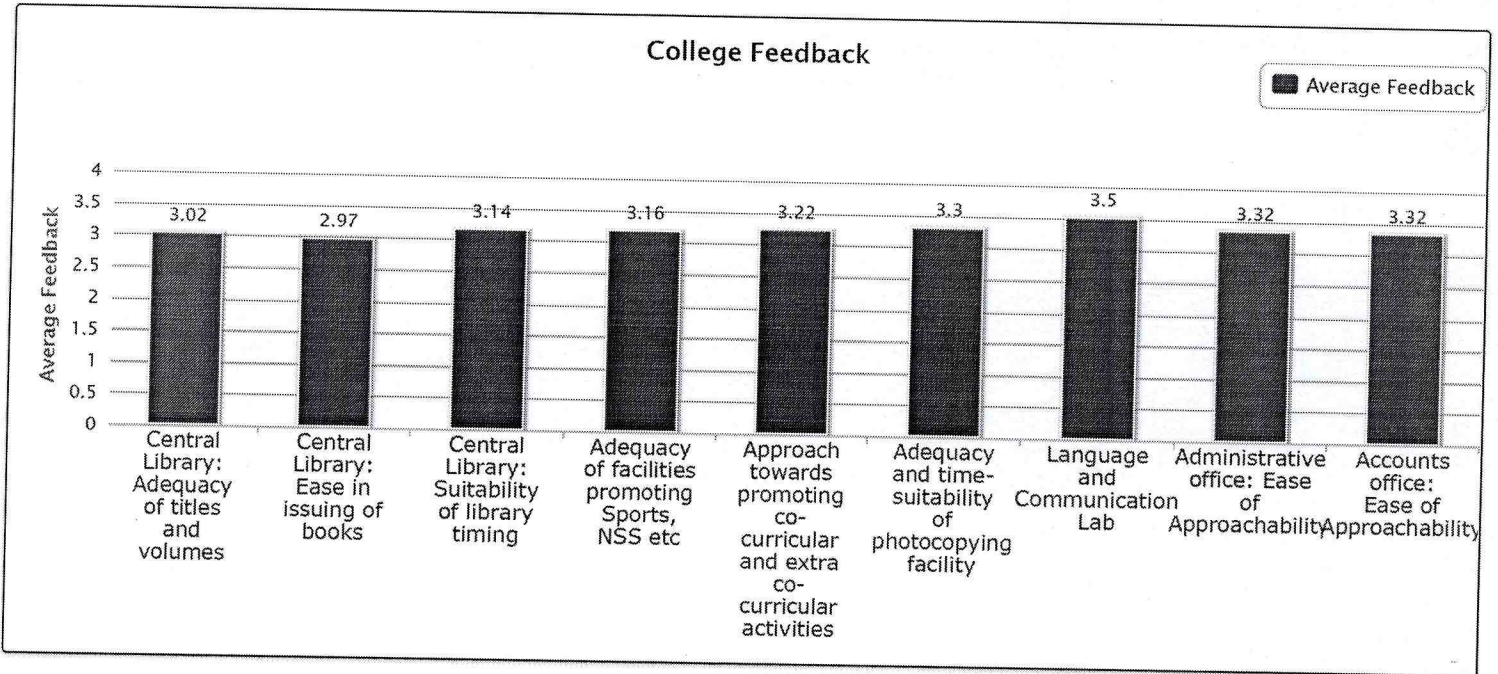
College Feedback	Total No of Respondent : 565					Average / Percentage
	Excellent	Very Good	Good	Poor	Very Poor	
Central Library: Adequacy of titles and volumes	61 (0.54)	99 (0.88)	252 (2.23)	94 (0.83)	59 (0.52)	3.02 (60.40 %)
Central Library: Ease in issuing of books	61 (0.54)	101 (0.89)	231 (2.04)	103 (0.91)	69 (0.61)	2.97 (59.40 %)
Central Library: Suitability of library timing	64 (0.57)	123 (1.09)	250 (2.21)	82 (0.73)	46 (0.41)	3.14 (62.80 %)
Adequacy of facilities promoting Sports, NSS etc	62 (0.55)	119 (1.05)	276 (2.44)	65 (0.58)	43 (0.38)	3.16 (63.20 %)
Approach towards promoting co-curricular and extra co-curricular activities	63 (0.56)	152 (1.35)	240 (2.12)	66 (0.58)	44 (0.39)	3.22 (64.40 %)
Adequacy and time-suitability of photocopying facility	84 (0.74)	137 (1.21)	246 (2.18)	59 (0.52)	39 (0.35)	3.30 (66.00 %)
Language and Communication Lab	107 (0.95)	161 (1.42)	233 (2.06)	38 (0.34)	26 (0.23)	3.50 (70.00 %)
Administrative office: Ease of Approachability	77 (0.68)	144 (1.27)	256 (2.27)	56 (0.50)	32 (0.28)	3.32 (66.40 %)
Accounts office: Ease of Approachability	77 (0.68)	142 (1.26)	265 (2.35)	46 (0.41)	35 (0.31)	3.32 (66.40 %)
Average For College Feedback						3.22 (64.33 %)



Category wise Feedback Statistics Report
Feedback : EVEN SEMESTER FEEDBACK-1(BE First Year)2016

Feedback : EVEN SEMESTER FEEDBACK-1(BE First Year)2016

Feedback For Institute

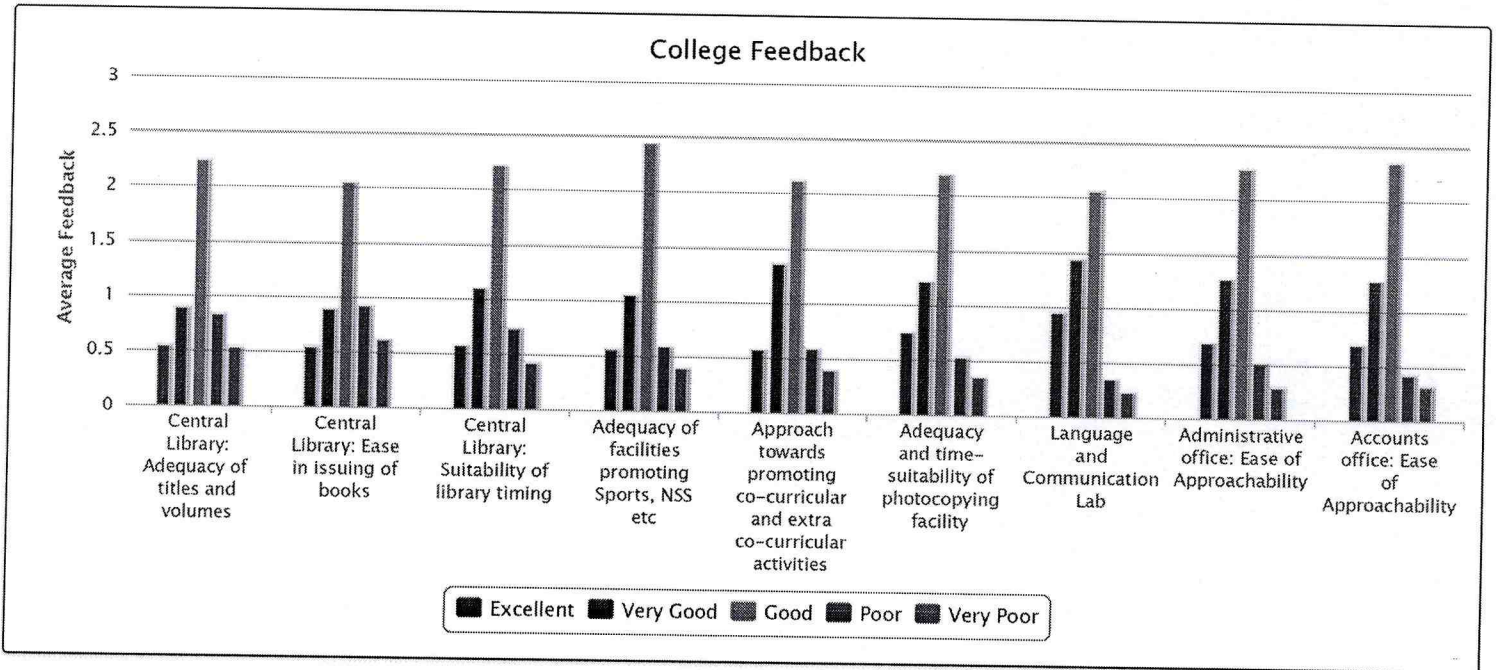




Feedback Statistics Report
Feedback : EVEN SEMESTER FEEDBACK-1(BE First Year)2016

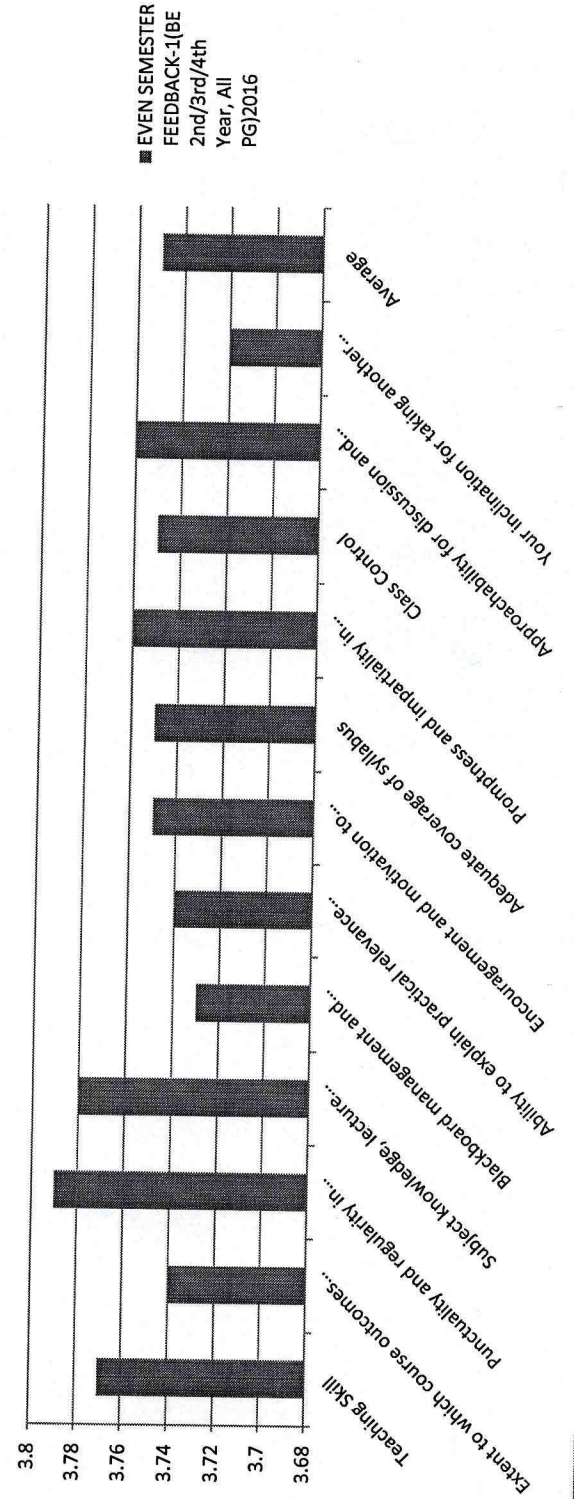
Feedback : EVEN SEMESTER FEEDBACK-1(BE First Year)2016

Feedback For Institute



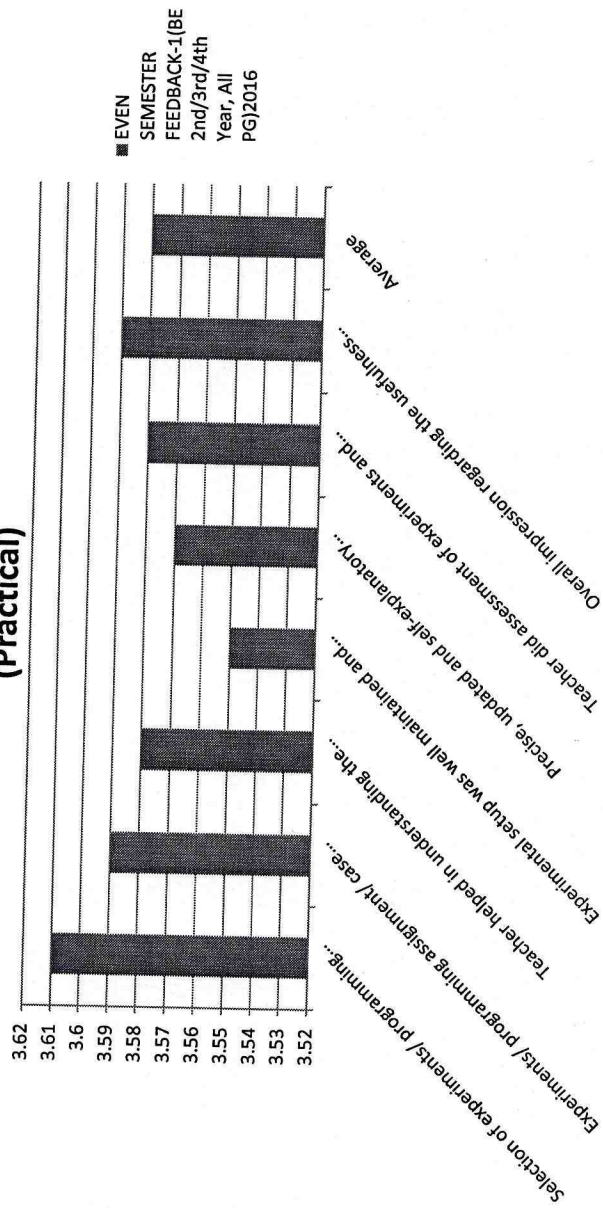
Theory Paper													
Feedback	Teaching Skill	Extent to which course outcomes were discussed in the beginning of the session	Punctuality and regularity in conducting classes	Subject knowledge, lecture preparation and organization	Blackboard management and communication skills	Ability to explain practical relevance and recent developments in the subject area	Encouragement and motivation to interactive teaching	Adequate coverage of syllabus	Promptness and impartiality in assessment	Class Control	Approach ability for discussion and interaction outside the class	Your inclination for taking another course from this teacher	Average
EVEN SEMESTER FEEDBACK K-1(BE 2nd/3rd/4th Year, All PG)2016	3.77	3.74	3.79	3.78	3.73	3.74	3.75	3.75	3.76	3.75	3.76	3.72	3.75

EVEN SEMESTER FEEDBACK-1(BE 2nd/3rd/4th Year, All PG)2016 (Theory)



Practical Paper								
Feedback	Selection of experiments/ programming assignment/ case study were commensurate with the theory	Experiments/ programming assignment/ case study were leading towards proper conclusion/ interpretation	Teacher helped in understanding & the experimental observations / logic of the program/ case study/ field study	Experimental setup was well maintained and operational/ software provided for executing the program was proper	Precise, updated and self-explanatory manuals were provided	Teacher did assessment of experiments and journal regularly	Overall impression regarding the usefulness of the entire lab session in clarifying the student's theoretical knowledge	Average
EVEN SEMESTER FEEDBACK-1(BE 2nd/3rd/4th Year, All PG)2016	3.61	3.59	3.58	3.55	3.57	3.58	3.59	3.58

**EVEN SEMESTER FEEDBACK-1(BE 2nd/3rd/4th Year, All PG)2016
(Practical)**





SHRI RAMDEOBABA COLLEGE OF ENGINEERING AND MANAGEMENT, NAGPUR

Katol Road, Nagpur, Maharashtra, India - 440 013.

Feedback Report

Feedback : EVEN SEMESTER FEEDBACK-1(BE 2nd/3rd/4th Year, All PG)2016

Feedback For Institute

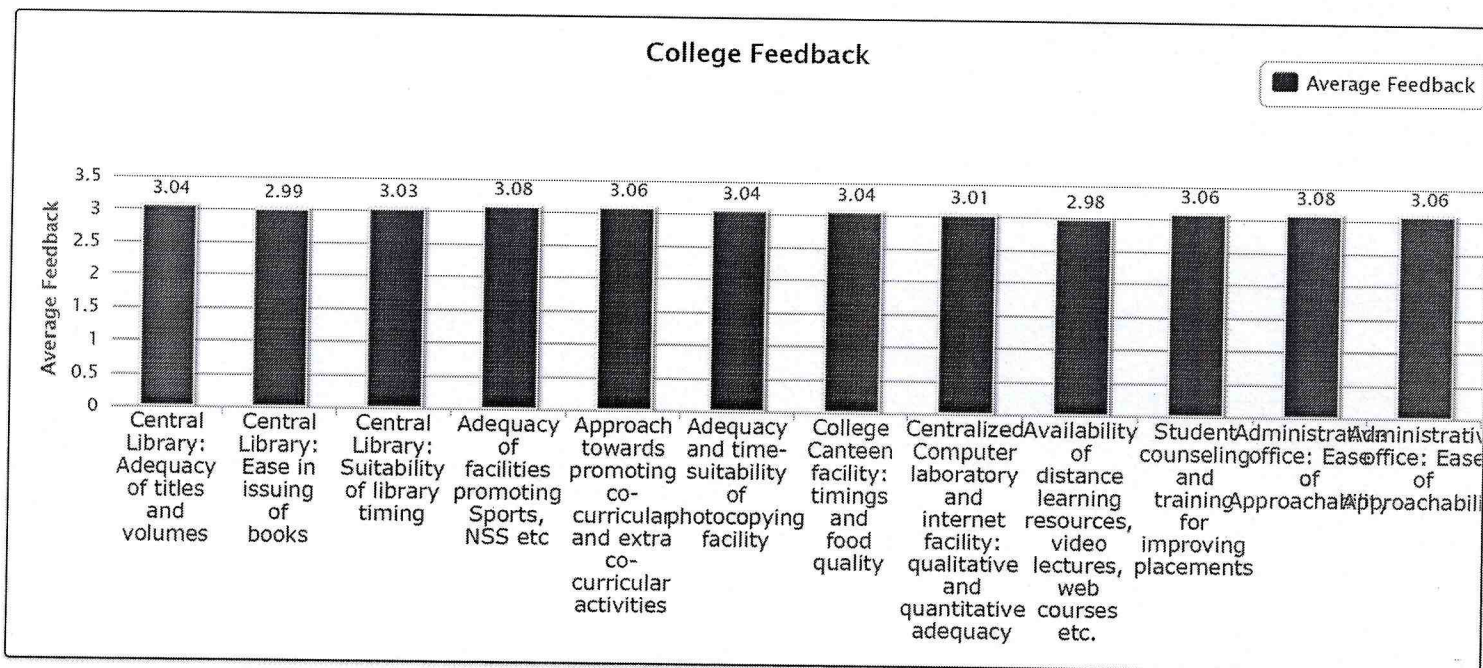
College Feedback	Total No of Respondent : 2773					Average / Percentage
	Excellent	Very Good	Good	Poor	Very Poor	
Central Library: Adequacy of titles and volumes	214 (0.39)	597 (1.08)	1321 (2.38)	381 (0.67)	260 (0.47)	3.04 (60.80 %)
Central Library: Ease in issuing of books	188 (0.34)	568 (1.02)	1327 (2.39)	408 (0.74)	282 (0.51)	2.99 (59.80 %)
Central Library: Suitability of library timing	181 (0.33)	588 (1.06)	1386 (2.50)	364 (0.66)	255 (0.46)	3.03 (60.60 %)
Adequacy of facilities promoting Sports, NSS etc	207 (0.37)	603 (1.09)	1383 (2.49)	356 (0.64)	224 (0.40)	3.08 (61.60 %)
Approach towards promoting co-curricular and extra co-curricular activities	199 (0.36)	595 (1.07)	1376 (2.48)	372 (0.67)	231 (0.42)	3.06 (61.20 %)
Adequacy and time-suitability of photocopying facility	184 (0.33)	574 (1.03)	1391 (2.51)	409 (0.74)	216 (0.39)	3.04 (60.80 %)
College Canteen facility: timings and food quality	190 (0.34)	609 (1.10)	1347 (2.43)	386 (0.70)	242 (0.44)	3.04 (60.80 %)
Centralized Computer laboratory and internet facility: qualitative and quantitative adequacy	173 (0.31)	583 (1.05)	1364 (2.46)	399 (0.72)	255 (0.46)	3.01 (60.20 %)
Availability of distance learning resources, video lectures, web courses etc.	174 (0.31)	534 (0.96)	1377 (2.48)	435 (0.78)	254 (0.46)	2.98 (59.60 %)
Student counseling and training for improving placements	187 (0.34)	577 (1.04)	1420 (2.56)	385 (0.69)	204 (0.37)	3.06 (61.20 %)
Administrative office: Ease of Approachability	172 (0.31)	636 (1.15)	1403 (2.53)	360 (0.65)	202 (0.36)	3.08 (61.60 %)
Administrative office: Ease of Approachability	199 (0.36)	591 (1.07)	1399 (2.52)	357 (0.64)	227 (0.41)	3.06 (61.20 %)
Average For College Feedback						3.04 (60.78 %)



Feedback Statistics Report
Feedback : EVEN SEMESTER FEEDBACK-1(BE 2nd/3rd/4th Year, All PG)2016

Feedback : EVEN SEMESTER FEEDBACK-1(BE 2nd/3rd/4th Year, All PG)2016

Feedback For Institute

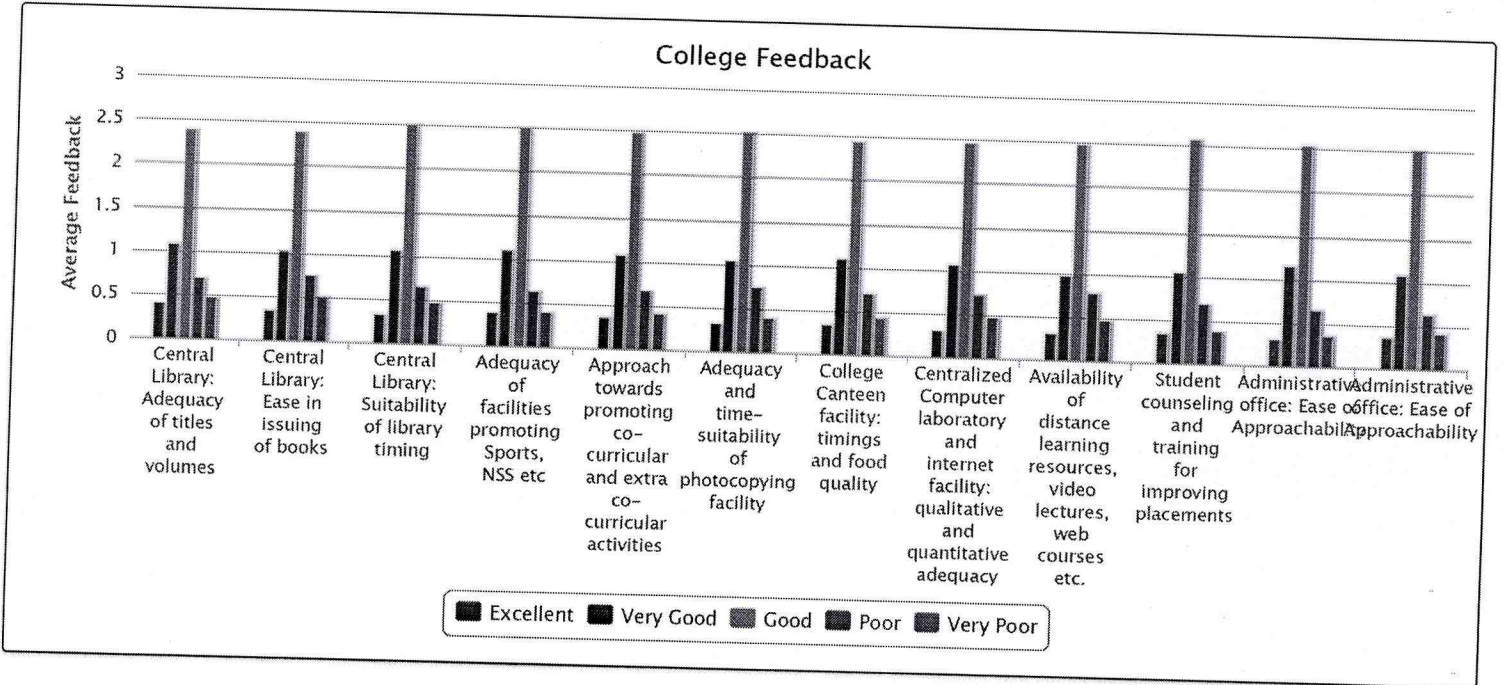




Feedback Statistics Report
Feedback : EVEN SEMESTER FEEDBACK-1(BE 2nd/3rd/4th Year, All PG)2016


Feedback : EVEN SEMESTER FEEDBACK-1(BE 2nd/3rd/4th Year, All PG)2016

Feedback For Institute




Theory Paper		Teaching Skill	Extent to which course outcomes were discussed in the beginning of the session	Punctuality and regularity in conducting classes	Subject knowledge, lecture preparation and organization	Blackboard management and communication skills	Ability to explain practical relevance and recent developments in the subject area	Encouragement and motivation to interactive teaching	Adequate coverage of syllabus	Promptness and impartiality in assessment	Class Control	Approachability for discussion and interaction outside the class	Your inclination for taking another course from this teacher	Average
EVEN SEMESTER FEEDBACK-2(BE FIRST YEAR) YEAR 2016	3.7	3.66	3.69	3.71	3.67	3.65	3.66	3.64	3.66	3.64	3.64	3.65	3.63	3.66

EVEN SEMESTER FEEDBACK-2(BE FIRST YEAR) YEAR 2016 (Theory)



Practical Paper								
Feedback	Selection of experiments/ programming/ assignment/ case study were commensurate with the theory	Experiments/ programming/ assignment/ case study were leading towards proper conclusion/ interpretation	Teacher helped in understanding the experimental observations/ logic of the program/ case study/ field study	Experimental setup was well maintained and operational/ software provided for executing the program was proper	Precise, updated and self-explanatory manuals were provided	Teacher did assessment of experiments and journal regularly	Overall impression regarding the usefulness of the entire lab session in clarifying the student's theoretical knowledge	Average
EVEN SEMESTER FEEDBACK-2(BE FIRST YEAR) YEAR 2016	3.62	3.58	3.59	3.55	3.57	3.58	3.59	3.58

EVEN SEMESTER FEEDBACK-2(BE FIRST YEAR) YEAR 2016 (Practical)





SHRI RAMDEOBABA COLLEGE OF ENGINEERING AND MANAGEMENT, NAGPUR

Katol Road, Nagpur, Maharashtra, India - 440 013.

Feedback Report

Feedback : EVEN SEMESTER FEEDBACK-2(BE FIRST YEAR) YEAR 2016

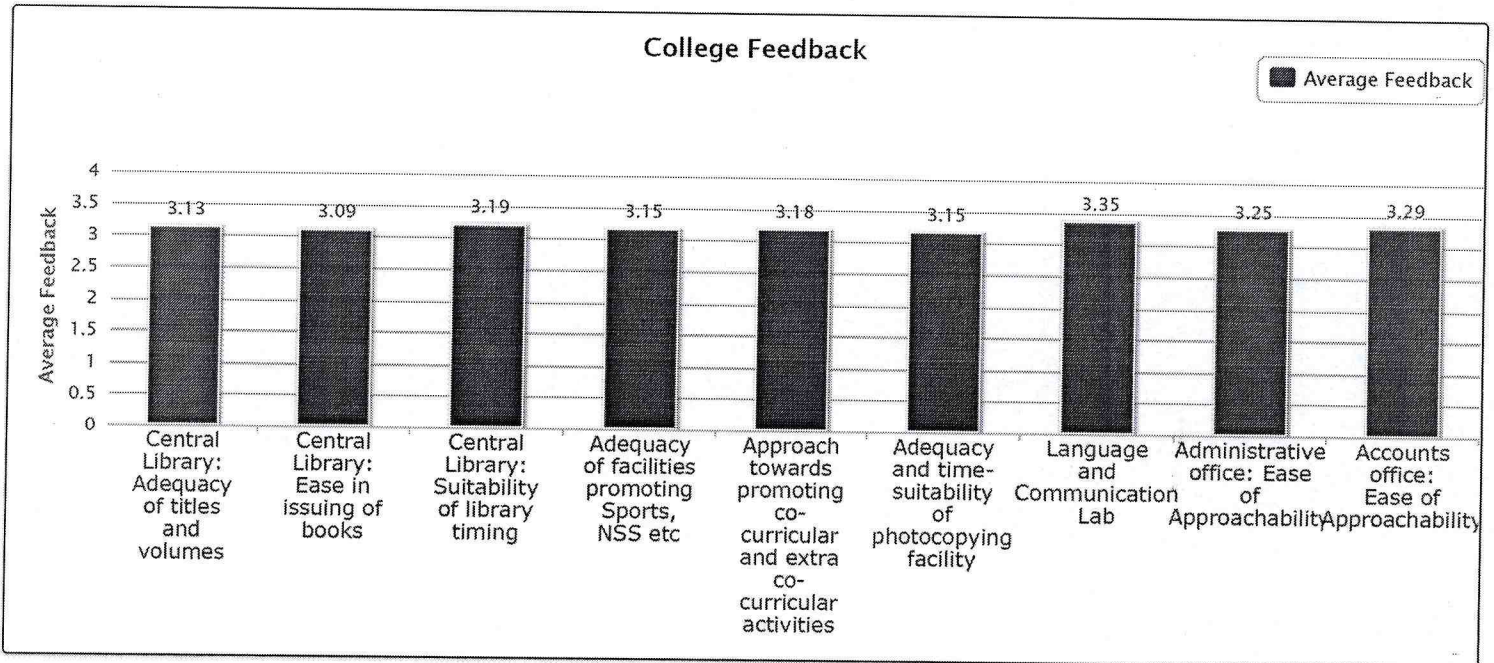
Feedback For Institute

College Feedback	Total No of Respondent : 725					Average / Percentage
	Excellent	Very Good	Good	Poor	Very Poor	
Central Library: Adequacy of titles and volumes	79 (0.54)	175 (1.21)	311 (2.14)	80 (0.55)	80 (0.55)	3.13 (62.60 %)
Central Library: Ease in issuing of books	74 (0.51)	174 (1.20)	300 (2.07)	96 (0.66)	81 (0.56)	3.09 (61.80 %)
Central Library: Suitability of library timing	85 (0.59)	174 (1.20)	323 (2.23)	80 (0.55)	63 (0.43)	3.19 (63.80 %)
Adequacy of facilities promoting Sports, NSS etc	76 (0.52)	173 (1.19)	324 (2.23)	85 (0.59)	67 (0.46)	3.15 (63.00 %)
Approach towards promoting co-curricular and extra co-curricular activities	78 (0.54)	180 (1.24)	322 (2.22)	87 (0.60)	58 (0.40)	3.18 (63.60 %)
Adequacy and time-suitability of photocopying facility	76 (0.52)	172 (1.19)	320 (2.21)	97 (0.67)	60 (0.41)	3.15 (63.00 %)
Language and Communication Lab	103 (0.71)	197 (1.36)	325 (2.24)	54 (0.37)	46 (0.32)	3.35 (67.00 %)
Administrative office: Ease of Approachability	87 (0.60)	178 (1.23)	345 (2.38)	58 (0.40)	57 (0.39)	3.25 (65.00 %)
Accounts office: Ease of Approachability	89 (0.61)	188 (1.30)	341 (2.35)	56 (0.39)	51 (0.35)	3.29 (65.80 %)
Average For College Feedback						3.20 (63.96 %)

Feedback Statistics Report
Feedback : EVEN SEMESTER FEEDBACK-2(BE FIRST YEAR) YEAR 2016

Feedback : EVEN SEMESTER FEEDBACK-2(BE FIRST YEAR) YEAR 2016

Feedback For Institute

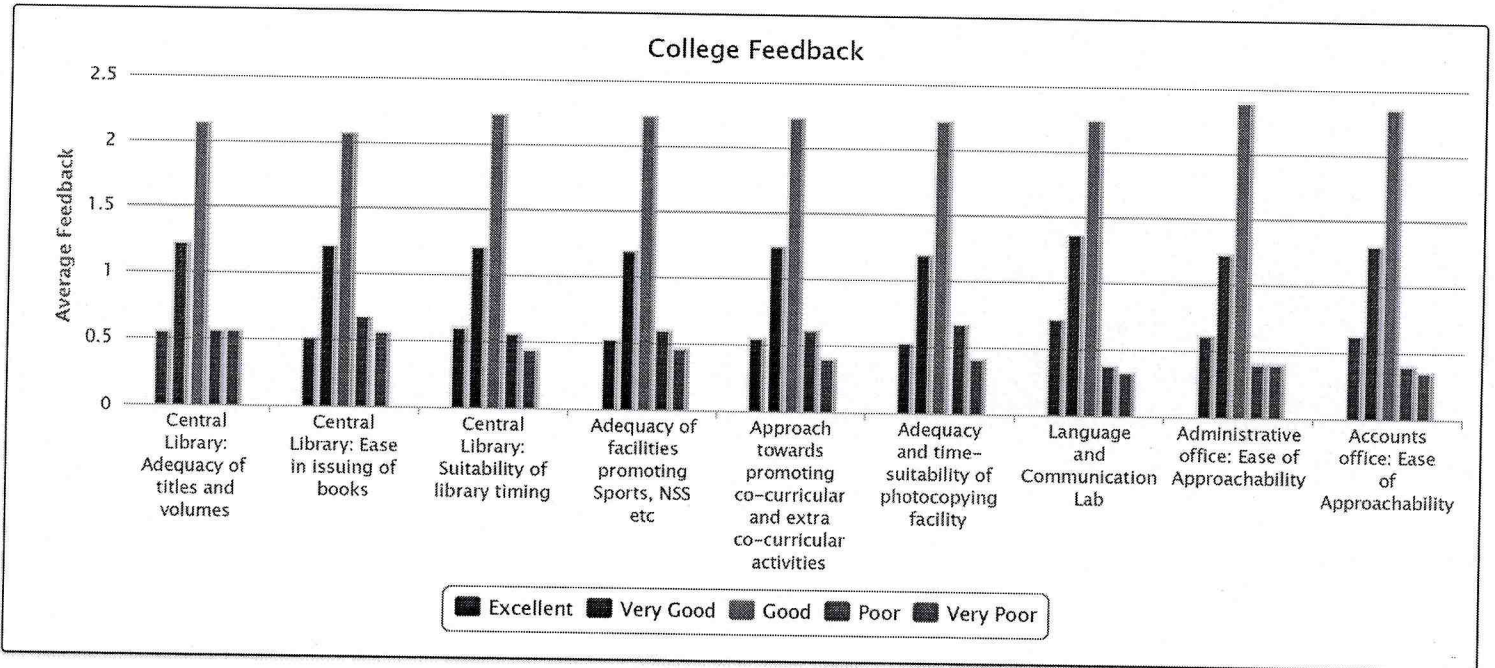




Feedback Statistics Report
Feedback : EVEN SEMESTER FEEDBACK-2(BE FIRST YEAR) YEAR 2016


Feedback : EVEN SEMESTER FEEDBACK-2(BE FIRST YEAR) YEAR 2016

Feedback For Institute



Theory Paper													
Feedback	Teaching Skill	Extent to which course outcomes were discussed in the beginning of the session	Punctuality and regularity in conducting classes	Subject knowledge, lecture preparation and organization	Blackboard management and communication skills	Ability to explain practical relevance and recent developments in the subject area	Encouragement and motivation to interactive teaching	Adequate coverage of syllabus	Promptness and impartiality in assessment	Class Control	Approach ability for discussion and interaction outside the class	Your inclination for taking another course from this teacher	Average
EVEN SEMESTER FEEDBACK-2 (BE 2ND/3RD/4TH YEAR, ALL PG) YEAR 2016	3.78	3.76	3.79	3.78	3.76	3.77	3.75	3.77	3.76	3.77	3.76	3.74	3.77


EVEN SEMESTER FEEDBACK-2 (BE 2ND/3RD/4TH YEAR, ALL PG) YEAR 2016 (Theory)



Practical Paper

Feedback	Selection of experiments/ programming/ assignment/ case study were commensurate with the theory	Experiments/ programming/ assignment/ case study were leading towards proper conclusion/ interpretation	Teacher helped in understanding the experimental observations/ logic of the program/ case study/ field study	Experimental setup was well maintained and operational/ software provided for executing the program was proper	Precise, updated and self-explanatory manuals were provided	Teacher did assessment of experiments and journal regularly	Overall impression regarding the usefulness of the entire lab session in clarifying the student's theoretical knowledge	Average
EVEN SEMESTER FEEDBACK-2 (BE 2ND/3RD/4TH YEAR, ALL PG) YEAR 2016	3.67	3.66	3.65	3.64	3.62	3.63	3.65	3.65

EVEN SEMESTER FEEDBACK-2 (BE 2ND/3RD/4TH YEAR, ALL PG) YEAR 2016
(Practical)





SHRI RAMDEOBABA COLLEGE OF ENGINEERING AND MANAGEMENT, NAGPUR

Katol Road, Nagpur, Maharashtra, India - 440 013.

Feedback Report

Feedback : EVEN SEMESTER FEEDBACK-2 (BE 2ND/3RD/4TH YEAR, ALL PG) YEAR 2016
Feedback For Institute

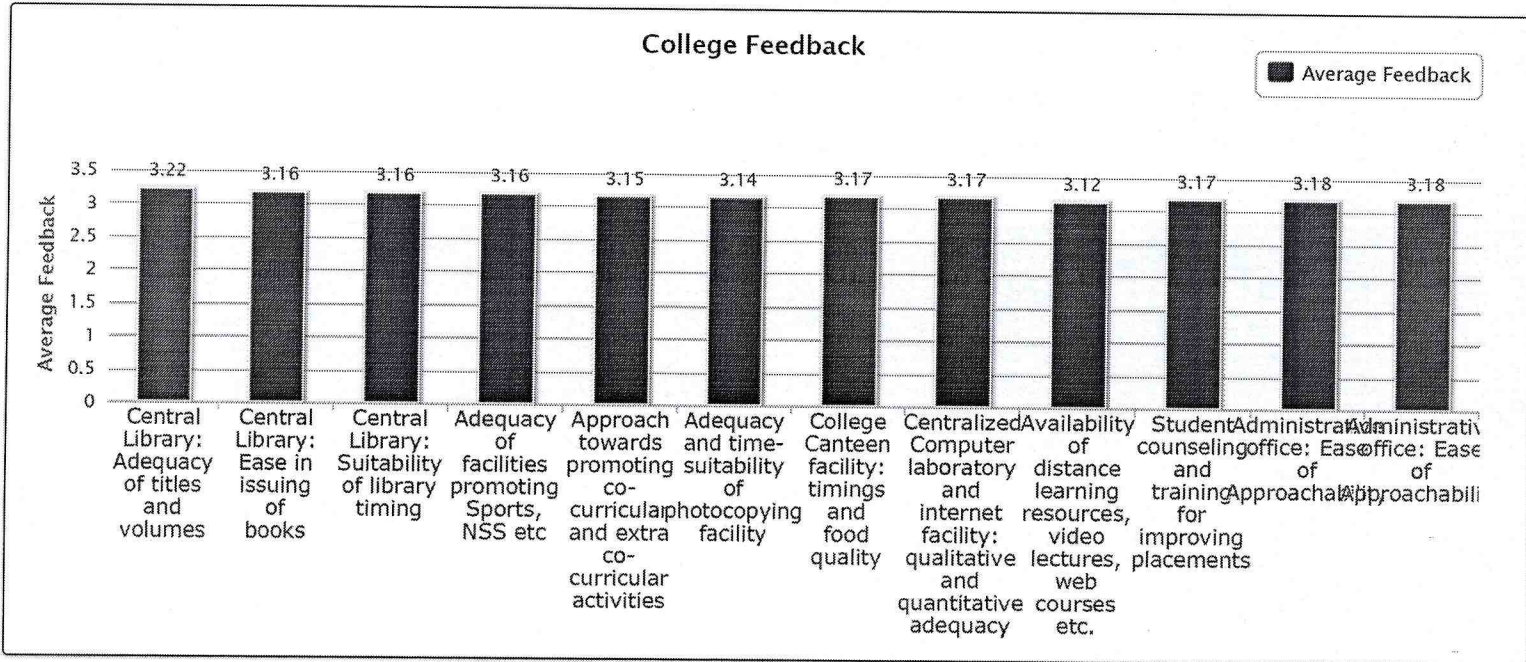
College Feedback	Total No of Respondent : 2742					Average / Percentage
	Excellent	Very Good	Good	Poor	Very Poor	
Central Library: Adequacy of titles and volumes	309 (0.56)	685 (1.25)	1240 (2.26)	305 (0.56)	203 (0.37)	3.22 (64.40 %)
Central Library: Ease in issuing of books	252 (0.46)	697 (1.27)	1256 (2.29)	318 (0.58)	219 (0.40)	3.16 (63.20 %)
Central Library: Suitability of library timing	233 (0.42)	690 (1.26)	1302 (2.37)	310 (0.57)	207 (0.38)	3.16 (63.20 %)
Adequacy of facilities promoting Sports, NSS etc	248 (0.45)	682 (1.24)	1276 (2.33)	324 (0.59)	212 (0.39)	3.16 (63.20 %)
Approach towards promoting co-curricular and extra co-curricular activities	231 (0.42)	692 (1.26)	1283 (2.34)	323 (0.59)	213 (0.39)	3.15 (63.00 %)
Adequacy and time-suitability of photocopying facility	241 (0.44)	647 (1.18)	1308 (2.39)	338 (0.62)	208 (0.38)	3.14 (62.80 %)
College Canteen facility: timings and food quality	251 (0.46)	688 (1.25)	1293 (2.36)	307 (0.56)	203 (0.37)	3.17 (63.40 %)
Centralized Computer laboratory and internet facility: qualitative and quantitative adequacy	257 (0.47)	676 (1.23)	1274 (2.32)	334 (0.61)	201 (0.37)	3.17 (63.40 %)
Availability of distance learning resources, video lectures, web courses etc.	238 (0.43)	653 (1.19)	1274 (2.32)	365 (0.67)	212 (0.39)	3.12 (62.40 %)
Student counseling and training for improving placements	246 (0.45)	687 (1.25)	1291 (2.35)	335 (0.61)	183 (0.33)	3.17 (63.40 %)
Administrative office: Ease of Approachability	245 (0.45)	679 (1.24)	1321 (2.41)	326 (0.59)	171 (0.31)	3.18 (63.60 %)
Administrative office: Ease of Approachability	248 (0.45)	697 (1.27)	1285 (2.34)	312 (0.57)	200 (0.36)	3.18 (63.60 %)
Average For College Feedback					3.17 (63.30 %)	



Feedback Statistics Report
Feedback : EVEN SEMESTER FEEDBACK-2 (BE 2ND/3RD/4TH YEAR,ALL PG) YEAR 2016

Feedback : EVEN SEMESTER FEEDBACK-2 (BE 2ND/3RD/4TH YEAR,ALL PG) YEAR 2016

Feedback For Institute





Feedback Statistics Report
Feedback : EVEN SEMESTER FEEDBACK-2 (BE 2ND/3RD/4TH YEAR,ALL PG) YEAR 2016

Feedback : EVEN SEMESTER FEEDBACK-2 (BE 2ND/3RD/4TH YEAR,ALL PG) YEAR 2016

Feedback For Institute

