



Shri Ramdeobaba College of Engineering and Management
Nagpur - 440013

An Autonomous Institute Affiliated to Rashtrasant Tukadoji Maharaj Nagpur University, Nagpur
NAAC Accredited with 'A' Grade

www.rk nec.edu

INTERNAL QUALITY ASSURANCE CELL (IQAC)

STUDENT FEEDBACK ANALYSIS


2016-17

**ODD SEMESTER
FEEDBACK 1 & FEEDBACK 2**

Theory Paper

Feedback	Teaching Skill	Extent to which course outcomes were discussed in the beginning of the session	Punctuality and regularity in conducting classes	Subject knowledge, lecture preparation and organization	Blackboard management and communication skills	Ability to explain practical relevance and developments in the subject area	Encouragement and motivation to interactive teaching	Adequate coverage of syllabus	Promptness and impartiality in assessment	Class Control	Approachability for discussion and interaction outside the class	Your inclination for taking another course from this teacher	Average
ODD SEMESTER FEEDBACK-1 BE FIRST YEAR 2016	4.18	4.08	4.31	4.23	4.06	4.04	4.04	4.1	4.1	4.09	4.08	3.97	4.11

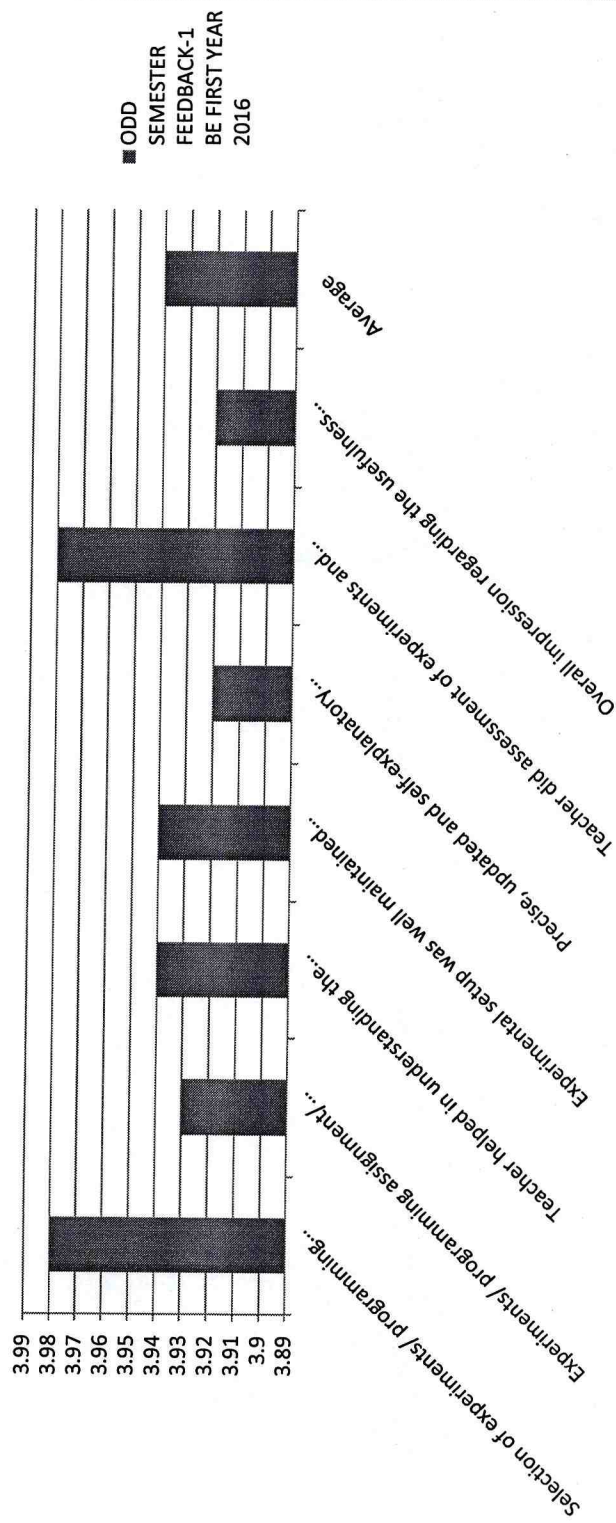
ODD SEMESTER FEEDBACK-1 BE FIRST YEAR 2016 (Theory)



Practical Paper

Feedback	Selection of experiments/ programming assignment/ case study were commensurate with the theory	Experiments/ programming assignment/ case study were leading towards proper conclusion/ interpretation	Teacher helped in understanding the experimental observations/ logic of the program/ case study/ field study	Experimental setup was well maintained and operational/ software provided for executing the program was proper	Precise, updated and self-explanatory manuals were provided	Teacher did assessment of experiments and journal regularly	Overall impression regarding the usefulness of the entire lab session in clarifying the student's theoretical knowledge	Average
ODD SEMESTER FEEDBACK-1 BE FIRST YEAR 2016	3.98	3.93	3.94	3.94	3.92	3.98	3.92	3.94

ODD SEMESTER FEEDBACK-1 BE FIRST YEAR 2016 (Practical)





SHRI RAMDEOBABA COLLEGE OF ENGINEERING AND MANAGEMENT, NAGPUR

Katol Road, Nagpur, Maharashtra, India - 440 013.

Feedback Report

Feedback : ODD SEMESTER FEEDBACK-1(BE FIRST YEAR)2016

Feedback For Institute

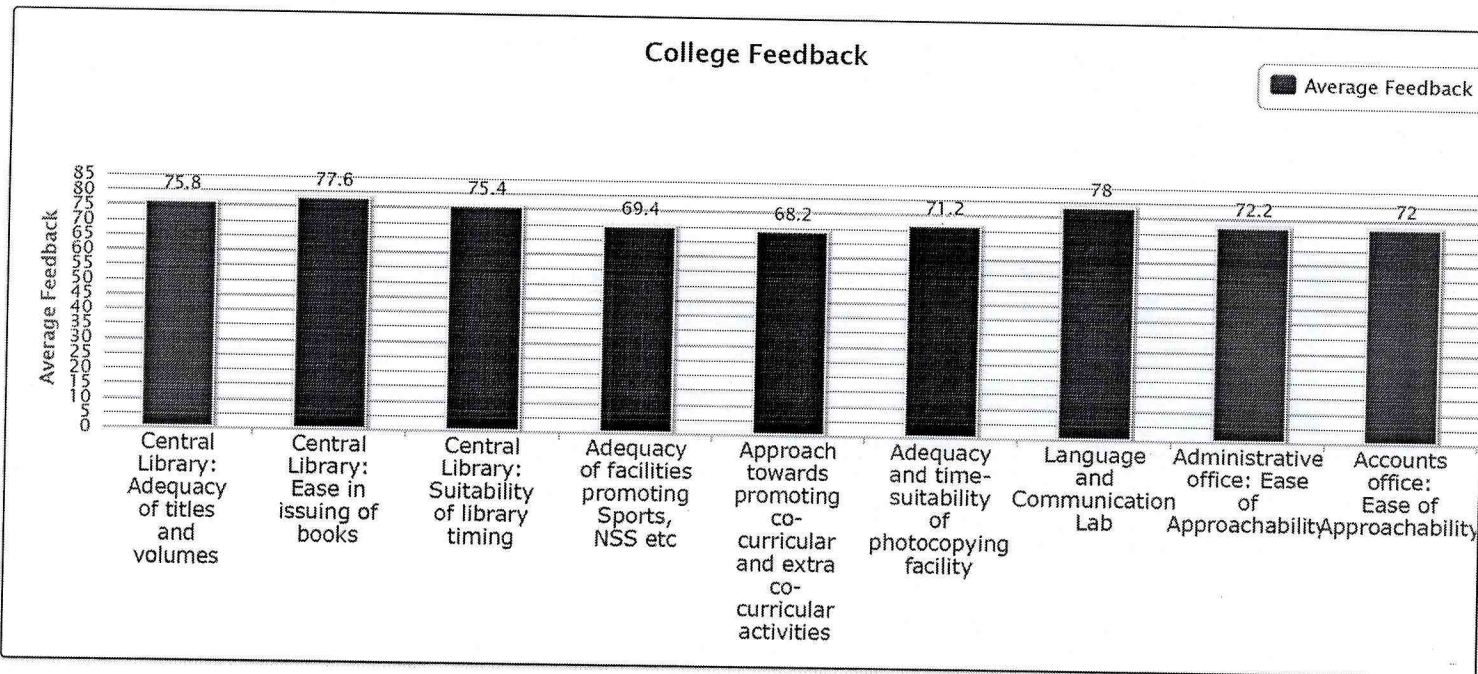
College Feedback	Total No of Respondent : 750					Average / Percentage
	Excellent	Very Good	Good	Poor	Very Poor	
Central Library: Adequacy of titles and volumes	193	263	249	36	9	3.79 (75.80 %)
Central Library: Ease in issuing of books	218	265	234	25	8	3.88 (77.60 %)
Central Library: Suitability of library timing	213	227	247	47	16	3.77 (75.40 %)
Adequacy of facilities promoting Sports, NSS etc	134	216	295	77	28	3.47 (69.40 %)
Approach towards promoting co-curricular and extra co-curricular activities	122	218	279	108	23	3.41 (68.20 %)
Adequacy and time-suitability of photocopying facility	142	228	304	57	19	3.56 (71.20 %)
Language and Communication Lab	235	242	248	16	9	3.90 (78.00 %)
Administrative office: Ease of Approachability	154	242	281	57	16	3.61 (72.20 %)
Accounts office: Ease of Approachability	153	232	293	53	19	3.60 (72.00 %)
Average For College Feedback						3.67 (73.31 %)



Feedback Statistics Report
Feedback : ODD SEMESTER FEEDBACK-1(BE FIRST YEAR)2016

Feedback : ODD SEMESTER FEEDBACK-1(BE FIRST YEAR)2016

Feedback For Institute

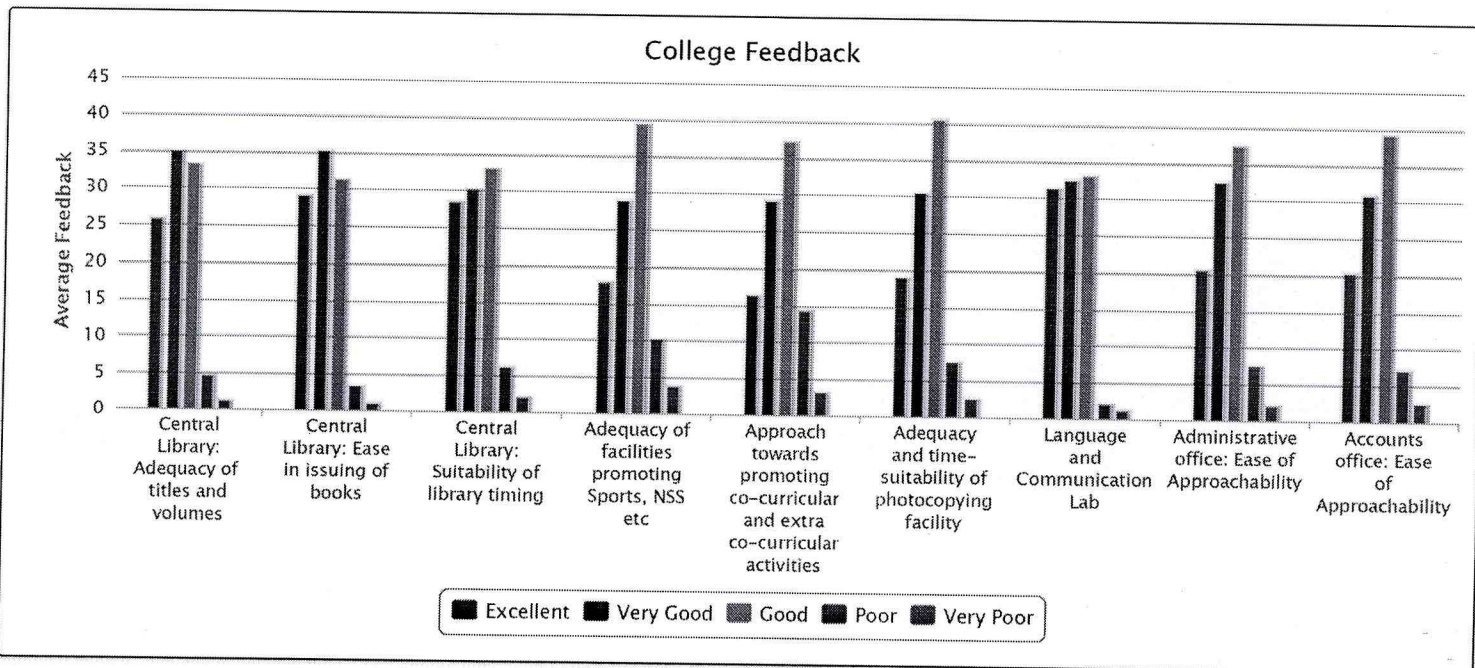




Feedback Statistics Report
Feedback : ODD SEMESTER FEEDBACK-1(BE FIRST YEAR)2016

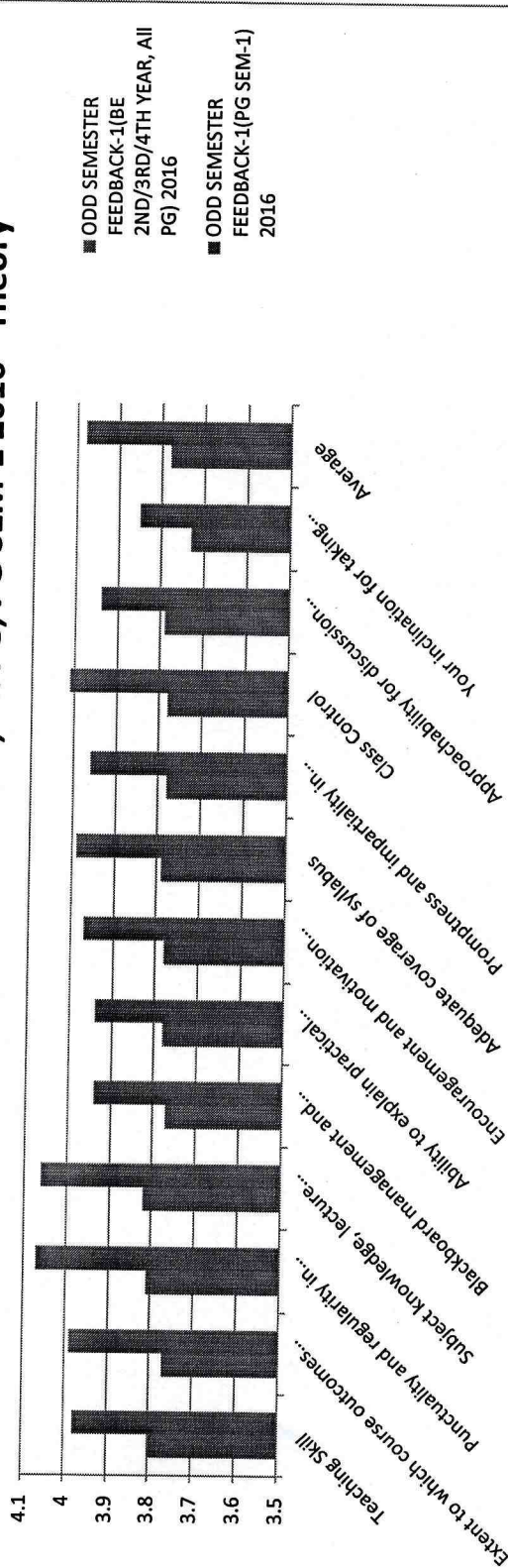
Feedback : ODD SEMESTER FEEDBACK-1(BE FIRST YEAR)2016

Feedback For Institute



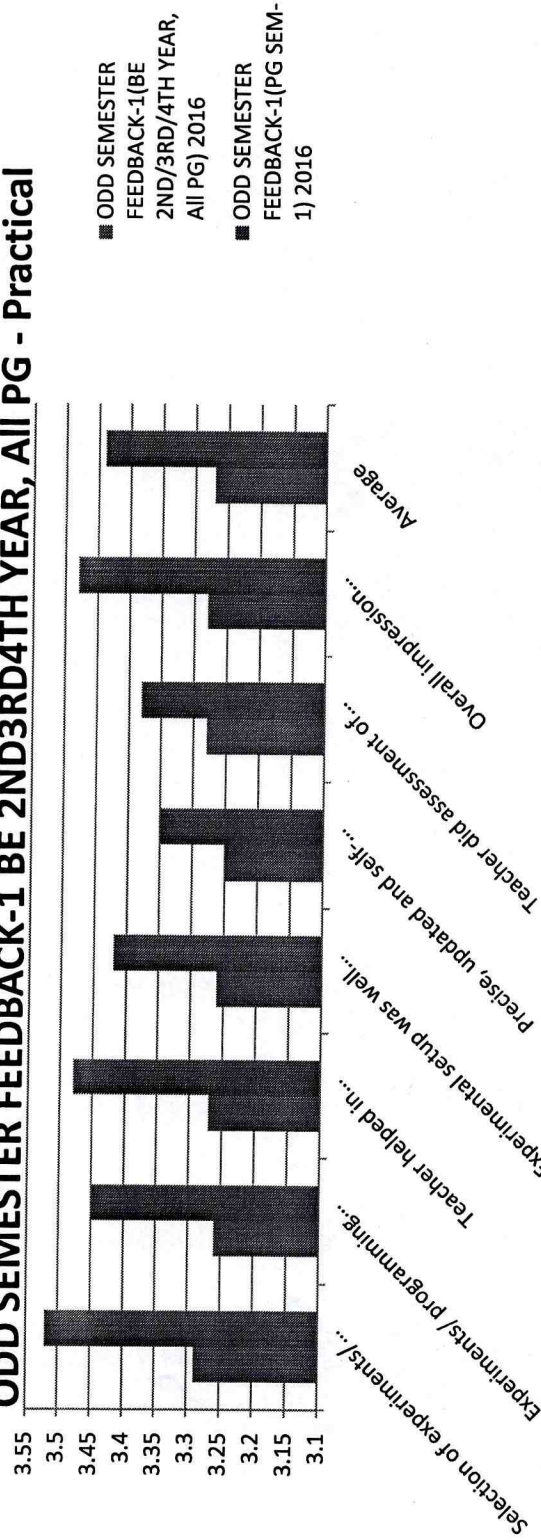
Theory Paper		Teaching Skill	Extent to which course outcomes were discussed in the beginning of the session	Punctuality and regularity in conducting classes	Subject knowledge, lecture preparation and organization	Blackboard management and communication skills	Ability to explain practical relevance and recent developments in the subject area	Encouragement and motivation to interactive teaching	Adequate coverage of syllabus	Promptness and impartiality in assessment	Class Control	Approachability for discussion and interaction outside the class	Your inclination for taking another course from this teacher	Average
ODD SEMESTER FEEDBACK-1(BE 2ND/3RD/4TH YEAR, ALL PG) 2016		3.8	3.77	3.81	3.82	3.77	3.78	3.78	3.79	3.78	3.78	3.79	3.73	3.78
ODD SEMESTER FEEDBACK-1(PG SEM-1) 2016		3.98	3.99	4.07	4.06	3.94	3.94	3.97	3.99	3.96	4.01	3.94	3.85	3.98

ODD SEMESTER FEEDBACK-1 BE 2ND3RD4TH YEAR, ALL PG, PG SEM-1 2016 - Theory



Practical Paper								
Feedback	Selection of experiments/ programming/ assignment/ case study were commensurate with the theory	Experiments/ programming/ assignment/ case study were leading towards proper conclusion/ interpretation	Teacher helped in understanding the experimental observations/ logic of the program/ case study/ field study	Experimental setup was well maintained and operational/ software provided for executing the program was proper	Precise, updated and self-explanatory manuals were provided	Teacher did assessment of experiments and journal regularly	Overall impression regarding the usefulness of the entire lab session in clarifying the student's theoretical knowledge	Average
ODD SEMESTER FEEDBACK-1(BE 2ND/3RD/4TH YEAR, All PG) 2016	3.29	3.26	3.27	3.26	3.25	3.28	3.28	3.27
ODD SEMESTER FEEDBACK-1(PG SEM-1) 2016	3.52	3.45	3.48	3.42	3.35	3.38	3.48	3.44

ODD SEMESTER FEEDBACK-1 BE 2ND3RD4TH YEAR, All PG - Practical





SHRI RAMDEOBABA COLLEGE OF ENGINEERING AND MANAGEMENT, NAGPUR

Katol Road, Nagpur, Maharashtra, India - 440 013.

Feedback Report

Feedback : ODD SEMESTER FEEDBACK-1(BE 2ND/3RD/4TH YEAR, AII PG) 2016

Feedback For Institute

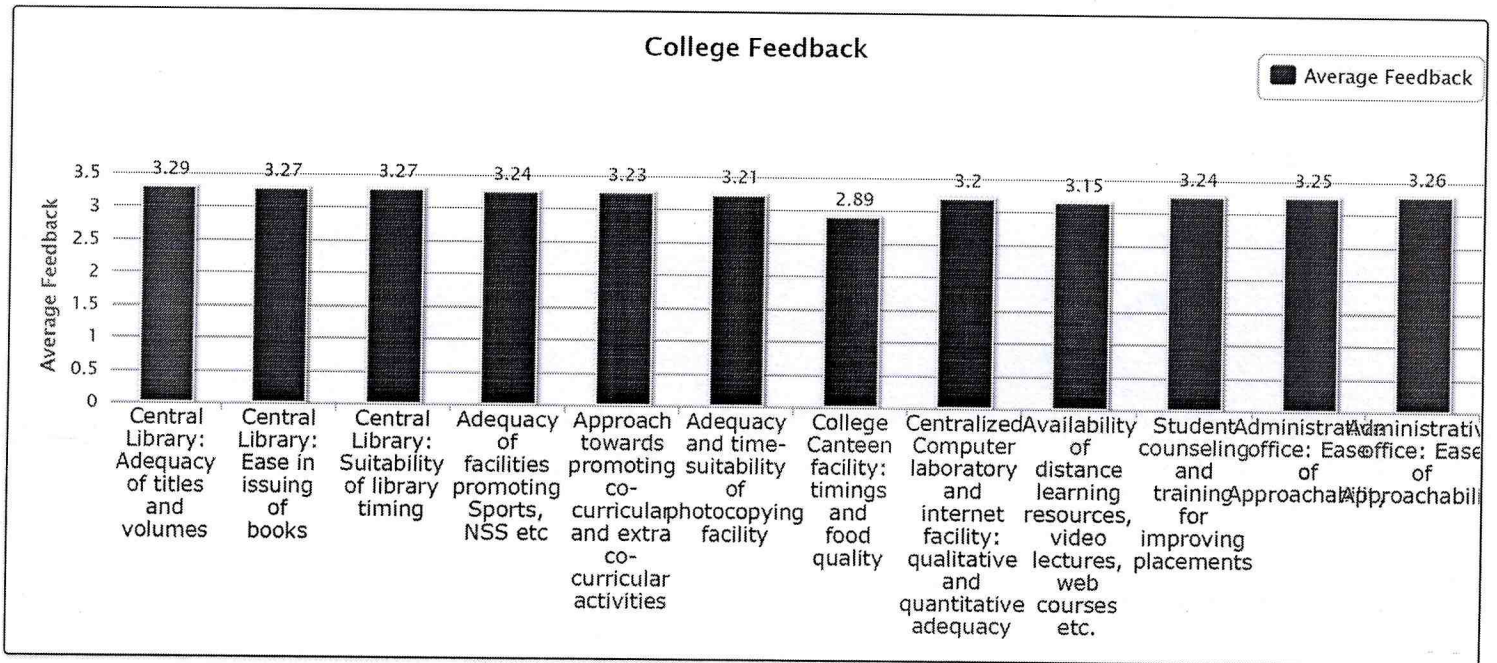
College Feedback	Total No of Respondent : 2328					Average / Percentage
	Excellent	Very Good	Good	Poor	Very Poor	
Central Library: Adequacy of titles and volumes	282 (0.61)	625 (1.34)	1046 (2.25)	232 (0.50)	143 (0.31)	3.29 (65.80 %)
Central Library: Ease in issuing of books	258 (0.55)	605 (1.30)	1099 (2.36)	228 (0.49)	138 (0.30)	3.27 (65.40 %)
Central Library: Suitability of library timing	252 (0.54)	606 (1.30)	1124 (2.41)	218 (0.47)	128 (0.27)	3.27 (65.40 %)
Adequacy of facilities promoting Sports, NSS etc	243 (0.52)	594 (1.28)	1106 (2.38)	248 (0.53)	137 (0.29)	3.24 (64.80 %)
Approach towards promoting co-curricular and extra co-curricular activities	227 (0.49)	594 (1.28)	1130 (2.43)	249 (0.53)	128 (0.27)	3.23 (64.60 %)
Adequacy and time-suitability of photocopying facility	221 (0.47)	580 (1.25)	1119 (2.40)	274 (0.59)	134 (0.29)	3.21 (64.20 %)
College Canteen facility: timings and food quality	190 (0.41)	473 (1.02)	941 (2.02)	348 (0.75)	376 (0.81)	2.89 (57.80 %)
Centralized Computer laboratory and internet facility: qualitative and quantitative adequacy	240 (0.52)	570 (1.22)	1088 (2.34)	266 (0.57)	164 (0.35)	3.20 (64.00 %)
Availability of distance learning resources, video lectures, web courses etc.	223 (0.48)	545 (1.17)	1082 (2.32)	317 (0.68)	161 (0.35)	3.15 (63.00 %)
Student counseling and training for improving placements	230 (0.49)	591 (1.27)	1137 (2.44)	241 (0.52)	129 (0.28)	3.24 (64.80 %)
Administrative office: Ease of Approachability	239 (0.51)	600 (1.29)	1121 (2.41)	239 (0.51)	129 (0.28)	3.25 (65.00 %)
Administrative office: Ease of Approachability	264 (0.57)	575 (1.23)	1125 (2.42)	226 (0.49)	138 (0.30)	3.26 (65.20 %)
Average For College Feedback						3.21 (64.17 %)



Feedback Statistics Report
Feedback : ODD SEMESTER FEEDBACK-1(BE 2ND/3RD/4TH YEAR, All PG) 2016

Feedback : ODD SEMESTER FEEDBACK-1(BE 2ND/3RD/4TH YEAR, All PG) 2016

Feedback For Institute

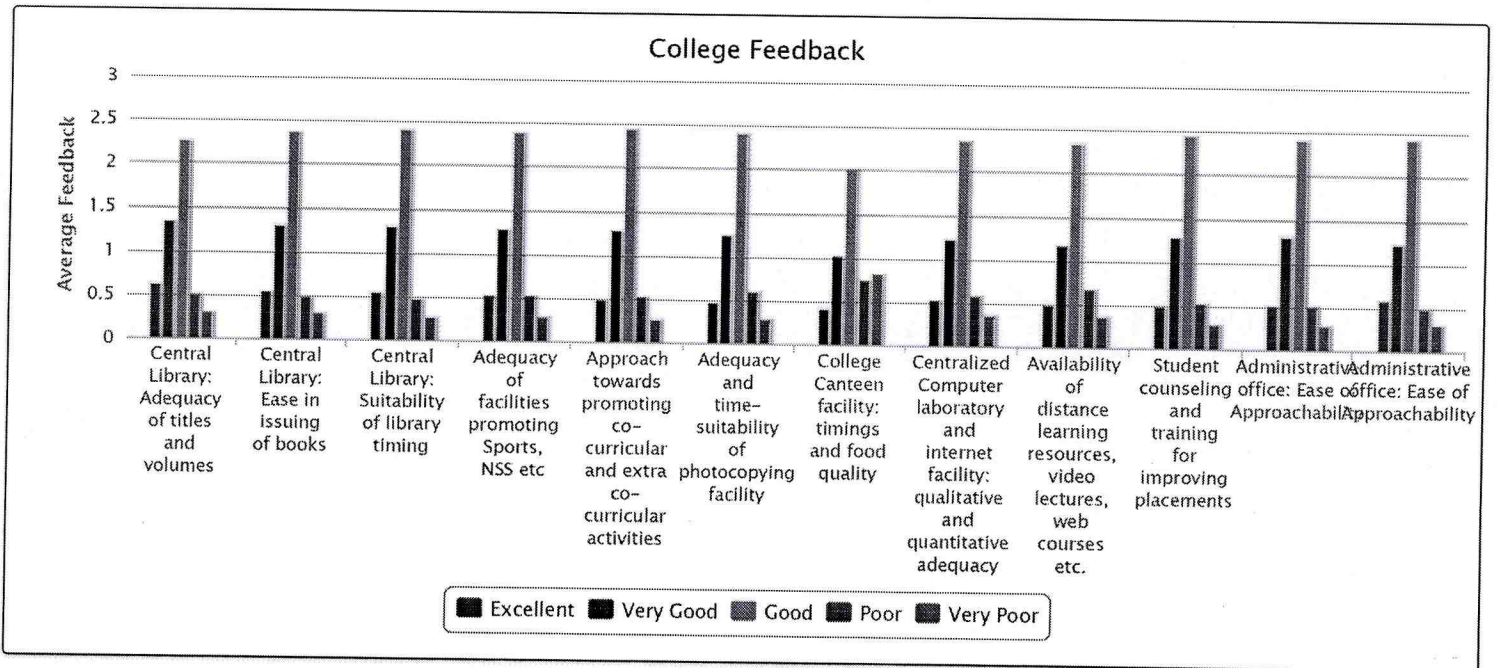




Feedback Statistics Report
Feedback : ODD SEMESTER FEEDBACK-1(BE 2ND/3RD/4TH YEAR, All PG) 2016

Feedback : ODD SEMESTER FEEDBACK-1(BE 2ND/3RD/4TH YEAR, All PG) 2016

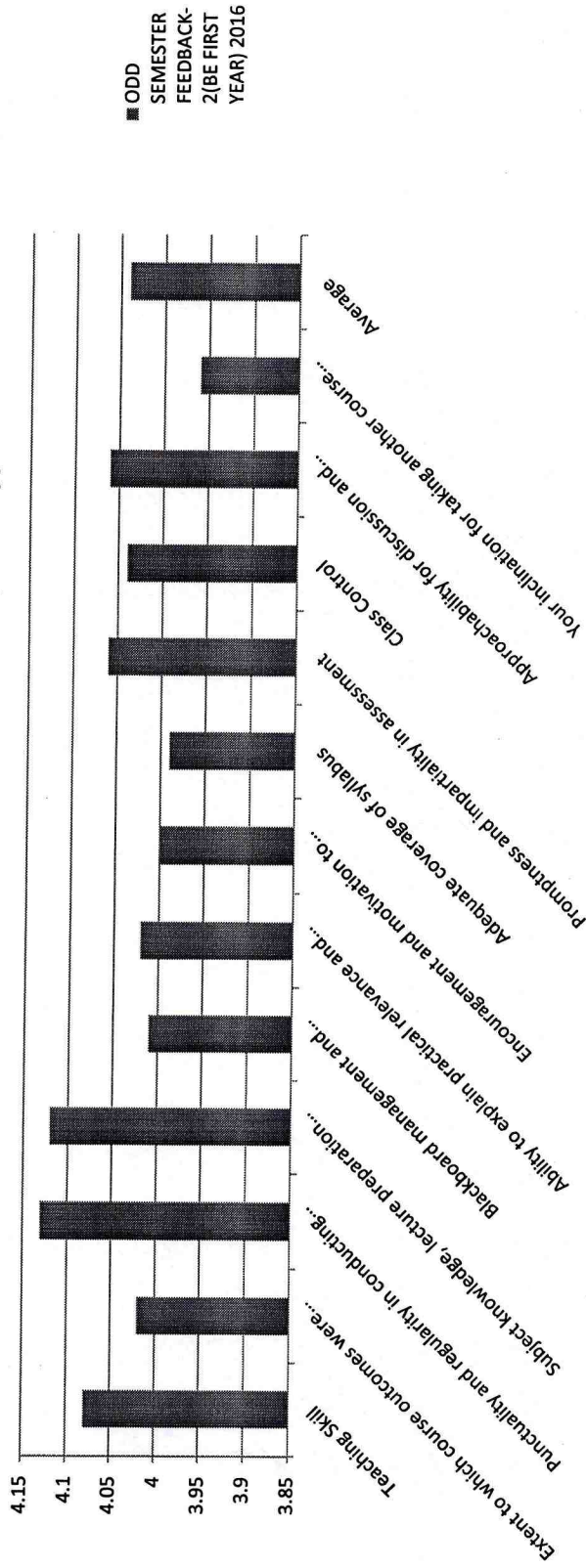
Feedback For Institute



Theory Paper

Feedback	Teaching Skill	Extent to which course outcomes were discussed in the beginning of the session	Punctuality and regularity in conducting classes	Subject knowledge, lecture preparation and organization	Blackboard management and communication skills	Ability to explain practical relevance and recent developments in the subject area	Encouragement and motivation to interactive teaching	Adequate coverage of syllabus	Promptness and impartiality in assessment	Class Control	Approachability for discussion and interaction outside the class	Your inclination for taking another course from this teacher	Average
ODD SEMESTER FEEDBACK-2(BE FIRST YEAR) 2016	4.08	4.02	4.13	4.12	4.01	4.02	4	3.99	4.06	4.04	4.06	3.96	4.04


ODD SEMESTER FEEDBACK-2(BE FIRST YEAR) 2016 (Theory)



Practical Paper

Feedback	Selection of experiments/ programming/ case assignment/ case study were commensurate with the theory	Experiments/ programming/ case assignment/ case study were leading towards proper conclusion/ interpretation	Teacher helped in understanding the experimental observations/ logic of the program/ case study/ field study	Experimental setup was well maintained and operational/ software provided for executing the program was proper	Precise, updated and self-explanatory manuals were provided	Teacher did assessment of experiments and journal regularly	Overall impression regarding the usefulness of the entire lab session in clarifying the student's theoretical knowledge	Average
ODD SEMESTER FEEDBACK-2(BE FIRST YEAR) 2016	3.91	3.86	3.86	3.84	3.85	3.88	3.84	3.86

ODD SEMESTER FEEDBACK-2(BE FIRST YEAR) 2016 (Practical)





SHRI RAMDEOBABA COLLEGE OF ENGINEERING AND MANAGEMENT, NAGPUR

Katol Road, Nagpur, Maharashtra, India - 440 013.

Feedback Report

Feedback : ODD SEMESTER FEEDBACK-2(BE FIRST YEAR) 2016

Feedback For Institute

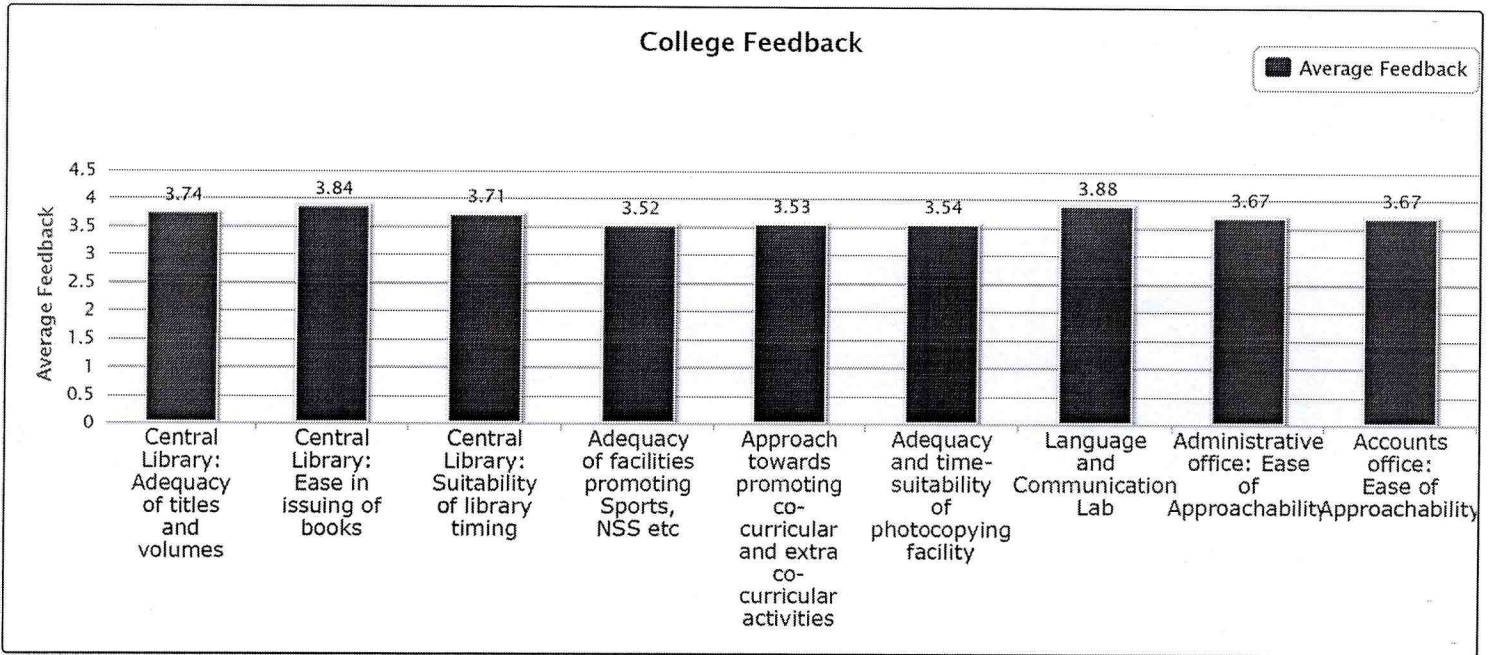
College Feedback	Total No of Respondent : 661					Average / Percentage
	Excellent	Very Good	Good	Poor	Very Poor	
Central Library: Adequacy of titles and volumes	176 (1.33)	200 (1.51)	233 (1.76)	41 (0.31)	11 (0.08)	3.74 (74.80 %)
Central Library: Ease in issuing of books	202 (1.53)	215 (1.63)	190 (1.44)	43 (0.33)	11 (0.08)	3.84 (76.80 %)
Central Library: Suitability of library timing	181 (1.37)	191 (1.44)	226 (1.71)	44 (0.33)	19 (0.14)	3.71 (74.20 %)
Adequacy of facilities promoting Sports, NSS etc	143 (1.08)	192 (1.45)	216 (1.63)	87 (0.66)	23 (0.17)	3.52 (70.40 %)
Approach towards promoting co-curricular and extra co-curricular activities	140 (1.06)	190 (1.44)	238 (1.80)	67 (0.51)	26 (0.20)	3.53 (70.60 %)
Adequacy and time-suitability of photocopying facility	132 (1.00)	203 (1.54)	244 (1.85)	57 (0.43)	25 (0.19)	3.54 (70.80 %)
Language and Communication Lab	206 (1.56)	204 (1.54)	226 (1.71)	16 (0.12)	9 (0.07)	3.88 (77.60 %)
Administrative office: Ease of Approachability	153 (1.16)	211 (1.60)	235 (1.78)	47 (0.36)	15 (0.11)	3.67 (73.40 %)
Accounts office: Ease of Approachability	147 (1.11)	213 (1.61)	252 (1.91)	36 (0.27)	14 (0.11)	3.67 (73.40 %)
Average For College Feedback						3.68 (73.56 %)



Feedback Statistics Report
Feedback : ODD SEMESTER FEEDBACK-2(BE FIRST YEAR) 2016

Feedback : ODD SEMESTER FEEDBACK-2(BE FIRST YEAR) 2016

Feedback For Institute

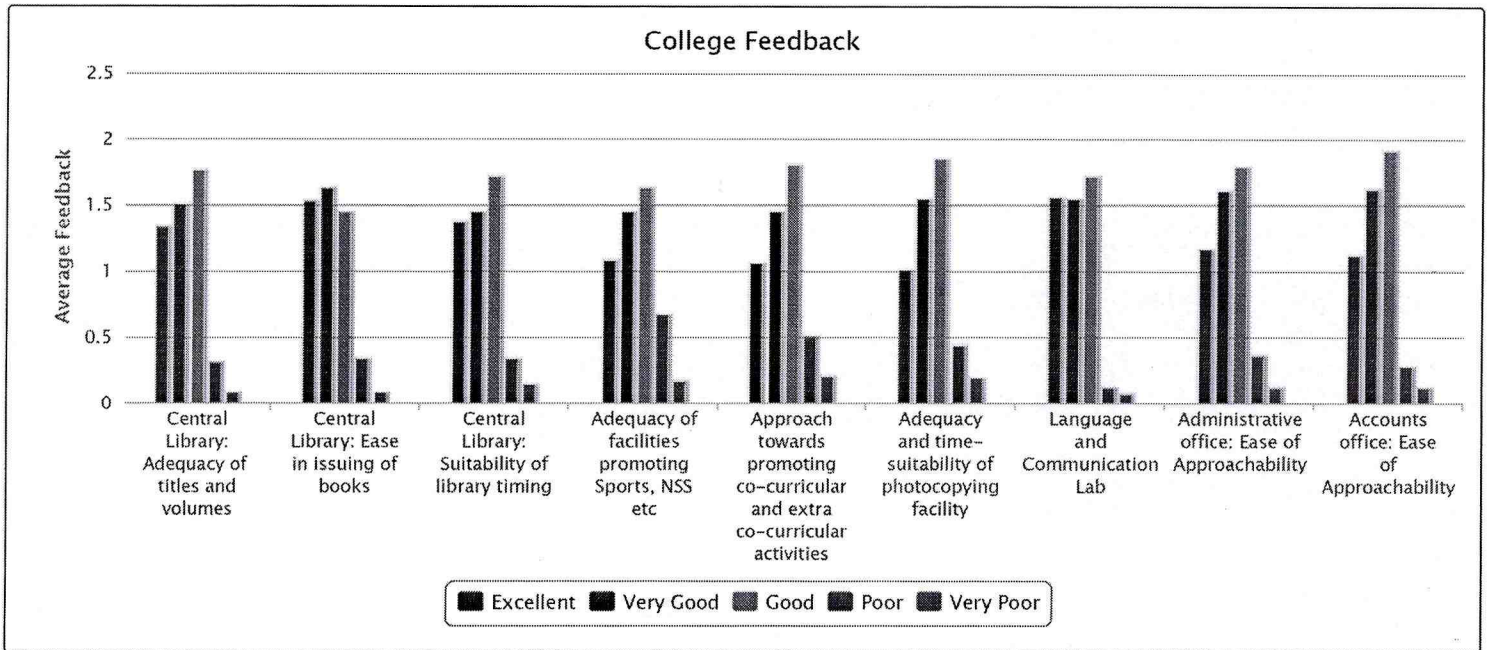




Faculty Feedback Statistics Report
Feedback : ODD SEMESTER FEEDBACK-2(BE FIRST YEAR) 2016

Feedback : ODD SEMESTER FEEDBACK-2(BE FIRST YEAR) 2016


Feedback For Institute



Theory Paper

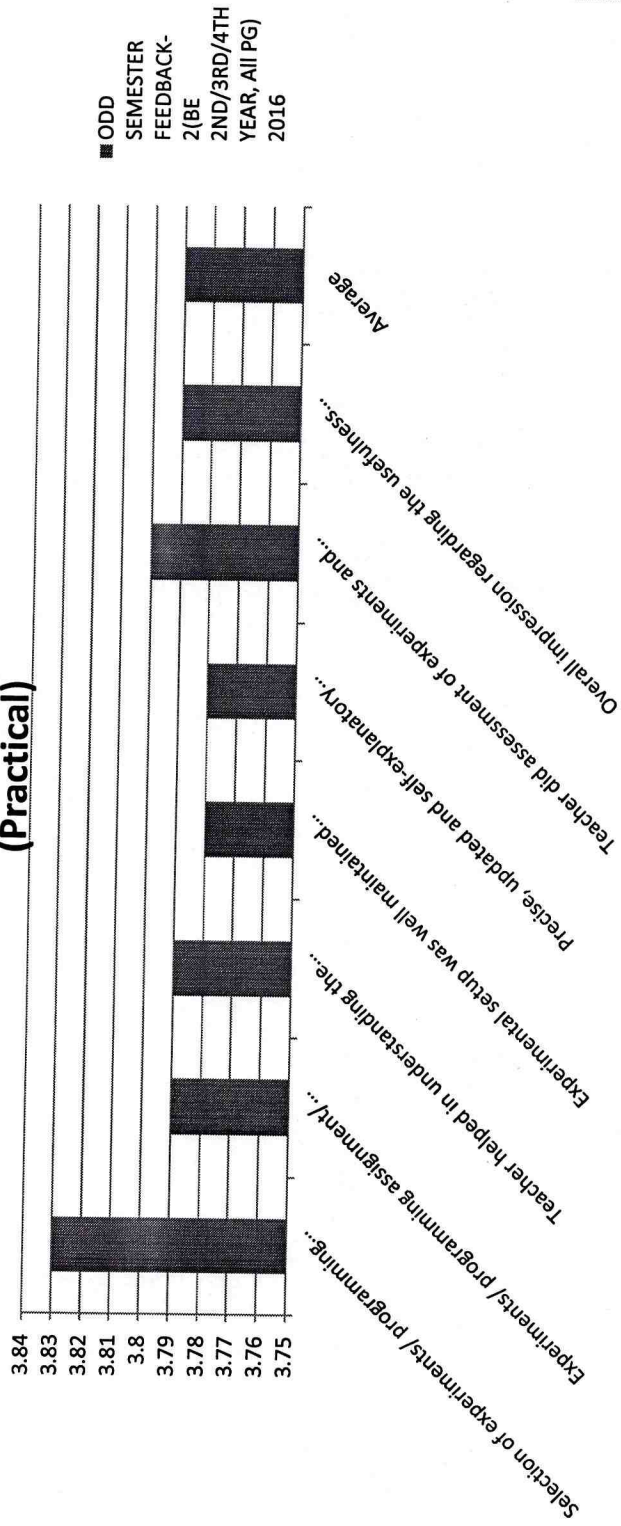
Feedback	Teaching Skill	Extent to which course outcomes were discussed in the beginning of the session	Punctuality and regularity in conducting classes	Subject knowledge, lecture preparation and organization	Blackboard management and communication skills	Ability to explain practical relevance and developments in the subject area	Encouragement and motivation to interactive teaching	Adequate coverage of syllabus	Promptness and impartiality in assessment	Class Control	Approachability for discussion and interaction outside the class	Your inclination for taking another course from this teacher	Average
ODD SEMESTER FEEDBACK-2(BE 2ND/3RD/4TH YEAR, ALL PG) 2016	3.8	3.79	3.83	3.81	3.79	3.78	3.78	3.77	3.81	3.81	3.79	3.74	3.79

ODD SEMESTER FEEDBACK-2(BE 2ND/3RD/4TH YEAR, ALL PG) 2016 (Theory)



Practical Paper								
Feedback	Selection of experiments/ programming assignment/ case study were commensurate with the theory	Experiments/ programming assignment/ case study were leading towards proper conclusion/ interpretation	Teacher helped in understanding the experimental observations/ logic of the program/ case study/ field study	Experimental setup was well maintained and operational/ software provided for executing the program was proper	Precise, updated and self-explanatory manuals were provided	Teacher did assessment of experiments and journal regularly	Overall impression regarding the usefulness of the entire lab session in clarifying the student's theoretical knowledge	Average
ODD SEMESTER FEEDBACK-2(BE 2ND/3RD/4TH YEAR, ALL PG) 2016	3.83	3.79	3.79	3.78	3.78	3.8	3.79	3.79

ODD SEMESTER FEEDBACK-2(BE 2ND/3RD/4TH YEAR, ALL PG) 2016 (Practical)





SHRI RAMDEOBABA COLLEGE OF ENGINEERING AND MANAGEMENT, NAGPUR

Katol Road, Nagpur, Maharashtra, India - 440 013.

For / Feedback Report

Feedback : ODD SEMESTER FEEDBACK-2(BE 2ND/3RD/4TH YEAR, AII PG) 2016

Feedback For Institute

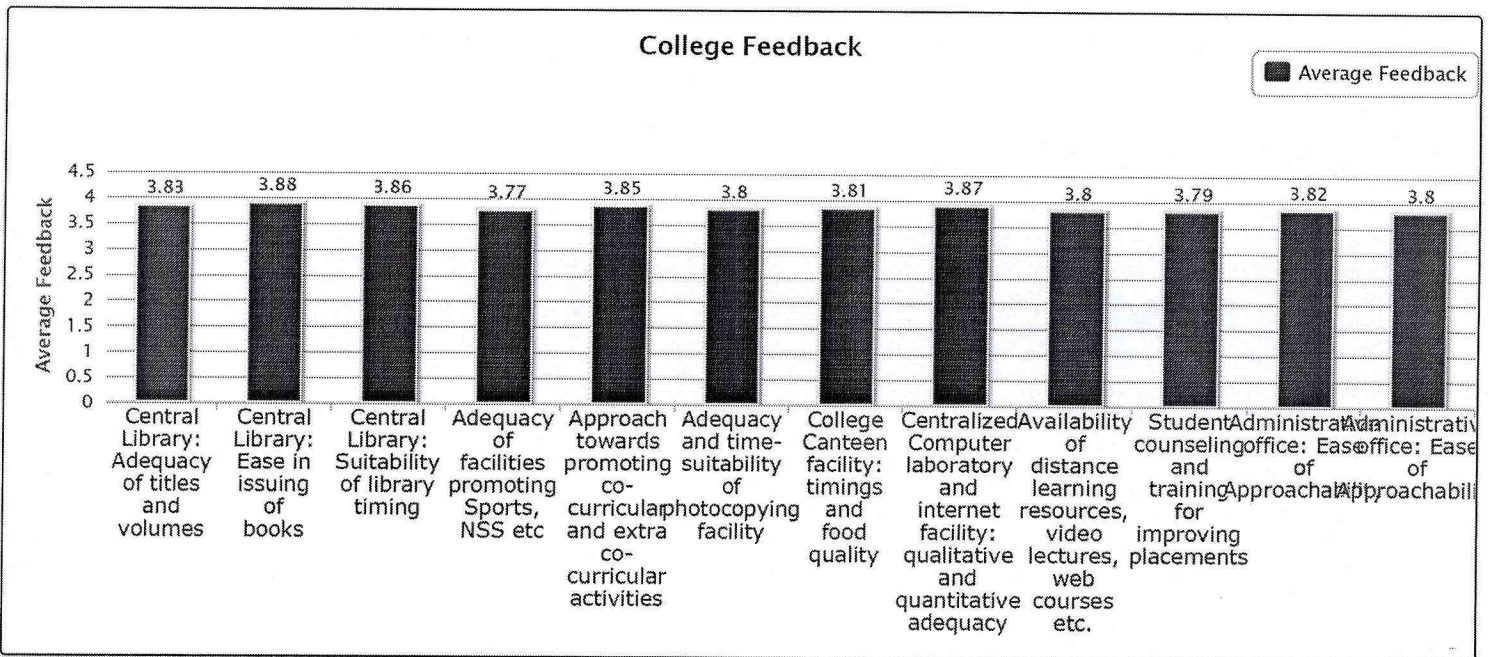
College Feedback	Excellent	Very Good	Good	Poor	Very Poor	Average / Percentage
Central Library: Adequacy of titles and volumes	279 (1.04)	429 (1.60)	572 (2.13)	114 (0.43)	81 (0.30)	3.83 (76.60 %)
Central Library: Ease in issuing of books	267 (1.00)	441 (1.65)	591 (2.21)	124 (0.46)	76 (0.28)	3.88 (77.60 %)
Central Library: Suitability of library timing	258 (0.96)	433 (1.62)	616 (2.30)	113 (0.42)	70 (0.26)	3.86 (77.20 %)
Adequacy of facilities promoting Sports, NSS etc	244 (0.91)	401 (1.50)	625 (2.33)	136 (0.51)	80 (0.30)	3.77 (75.40 %)
Approach towards promoting co-curricular and extra co-curricular activities	252 (0.94)	440 (1.64)	602 (2.25)	128 (0.48)	72 (0.27)	3.85 (77.00 %)
Adequacy and time-suitability of photocopying facility	243 (0.91)	418 (1.56)	607 (2.26)	151 (0.56)	79 (0.29)	3.80 (76.00 %)
College Canteen facility: timings and food quality	250 (0.93)	423 (1.58)	611 (2.28)	124 (0.46)	84 (0.31)	3.81 (76.20 %)
Centralized Computer laboratory and internet facility: qualitative and quantitative adequacy	268 (1.00)	422 (1.57)	610 (2.28)	129 (0.48)	73 (0.27)	3.87 (77.40 %)
Availability of distance learning resources, video lectures, web courses etc.	243 (0.91)	415 (1.55)	615 (2.29)	137 (0.51)	97 (0.36)	3.80 (76.00 %)
Student counseling and training for improving placements	254 (0.95)	415 (1.55)	587 (2.19)	150 (0.56)	88 (0.33)	3.79 (75.80 %)
Administrative office: Ease of Approachability	252 (0.94)	418 (1.56)	613 (2.29)	131 (0.49)	80 (0.30)	3.82 (76.40 %)
Administrative office: Ease of Approachability	261 (0.97)	408 (1.52)	604 (2.25)	134 (0.50)	81 (0.30)	3.80 (76.00 %)
Average For College Feedback						3.82 (76.47 %)



Faculty Wise Feedback Statistics Report
Feedback : ODD SEMESTER FEEDBACK-2(BE 2ND/3RD/4TH YEAR, All PG) 2016

Feedback : ODD SEMESTER FEEDBACK-2(BE 2ND/3RD/4TH YEAR, All PG) 2016

Feedback For Institute

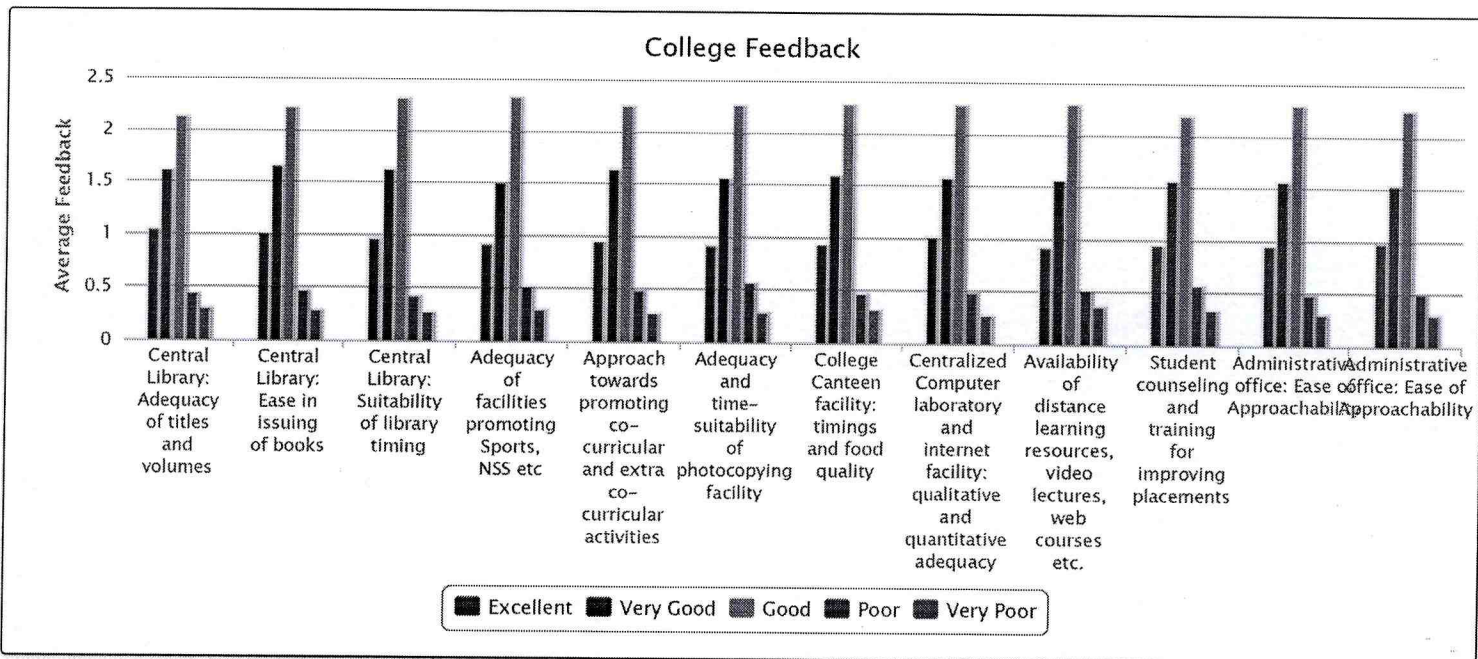




Feedback Statistics Report
Feedback : ODD SEMESTER FEEDBACK-2(BE 2ND/3RD/4TH YEAR, All PG) 2016

Feedback : ODD SEMESTER FEEDBACK-2(BE 2ND/3RD/4TH YEAR, All PG) 2016

Feedback For Institute




**EVEN SEMESTER
FEEDBACK 1 & FEEDBACK 2**

Practical Paper

Feedback	Selection of experiments/ programming assignment/ case study were commensurate with the theory	3.91	Experiments/ programming assignment/ case study were leading towards proper conclusion/ interpretation	3.87	Teacher helped in understanding the experimental observations/ logic of the program/ case study/ field study	3.86	Experimental setup was well maintained and operational/ software provided for executing the program was proper	3.86	Precise, updated and self-explanatory manuals were provided	3.86	Teacher did assessment of experiments and journal regularly	3.88	Overall impression regarding the usefulness of the entire lab session in clarifying the student's theoretical knowledge	3.86	Average	3.87
EVEN SEMESTER FEEDBACK-1(BE First Year)																

EVEN SEMESTER FEEDBACK-1(BE First Year) - Practical





SHRI RAMDEOBABA COLLEGE OF ENGINEERING AND MANAGEMENT, NAGPUR

Katol Road, Nagpur, Maharashtra, India - 440 013.


Faculty Feedback Report

Feedback : EVEN SEMESTER FEEDBACK-1(BE First Year) 2017

Feedback For Institute

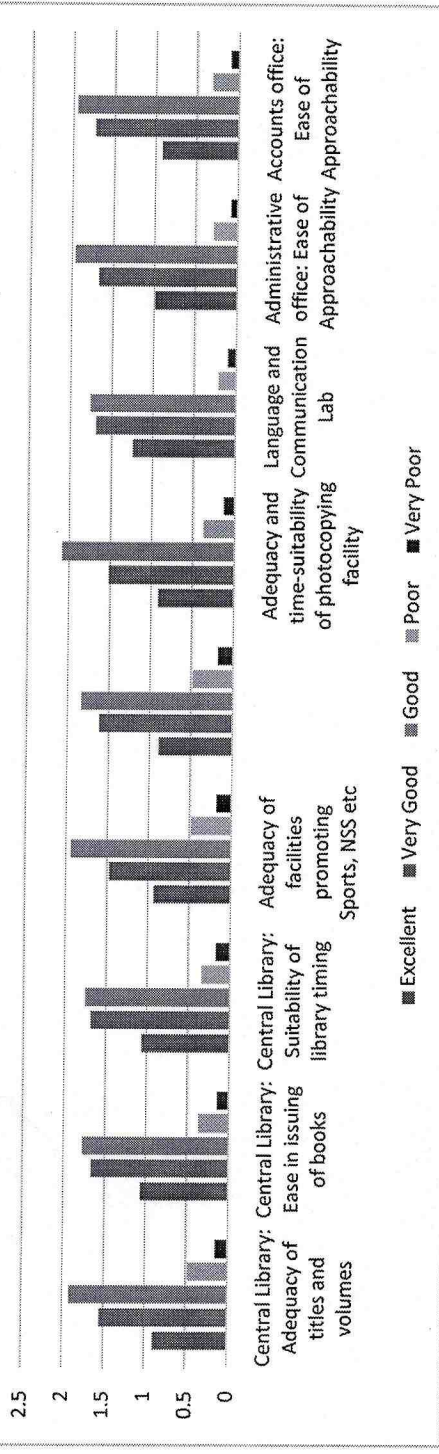
College Feedback	Total No of Respondent : 730					
	Excellent	Very Good	Good	Poor	Very Poor	Average / Percentage
Central Library: Adequacy of titles and volumes	0.90	1.55	1.92	0.48	0.15	3.51 (70.20 %)
Central Library: Ease in issuing of books	1.06	1.66	1.77	0.36	0.14	3.63 (72.60 %)
Central Library: Suitability of library timing	1.06	1.68	1.75	0.34	0.17	3.62 (72.40 %)
Adequacy of facilities promoting Sports, NSS etc	0.93	1.47	1.94	0.48	0.18	3.50 (70.00 %)
Approach towards promoting co-curricular and extra co-curricular activities	0.89	1.61	1.83	0.49	0.18	3.51 (70.20 %)
Adequacy and time-suitability of photocopying facility	0.91	1.51	2.08	0.37	0.13	3.54 (70.80 %)
Language and Communication Lab	1.24	1.69	1.76	0.21	0.10	3.75 (75.00 %)
Administrative office: Ease of Approachability	0.99	1.67	1.96	0.29	0.08	3.64 (72.80 %)
Accounts office: Ease of Approachability	0.92	1.73	1.95	0.31	0.10	3.62 (72.40 %)
Average For College Feedback						3.59 (71.82 %)

College Feedback	Excellent	Very Good	Good	Poor	Very Poor	Average
Central Library: Adequacy of titles and volumes	0.9	1.55	1.92	0.48	0.15	3.51
Central Library: Ease in issuing of books	1.06	1.66	1.77	0.36	0.14	3.63
Central Library: Suitability of library timing	1.06	1.68	1.75	0.34	0.17	3.62
Adequacy of facilities promoting Sports, NSS etc	0.93	1.47	1.94	0.48	0.18	3.5
Approach towards promoting co-curricular and extra co-curricular activities	0.89	1.61	1.83	0.49	0.18	3.51
Adequacy and time-suitability of photocopying facility	0.91	1.51	2.08	0.37	0.13	3.54
Language and Communication Lab	1.24	1.69	1.76	0.21	0.1	3.75
Administrative office: Ease of Approachability	0.99	1.67	1.96	0.29	0.08	3.64
Accounts office: Ease of Approachability	0.92	1.73	1.95	0.31	0.1	3.62



College Feedback	Excellent	Very Good	Good	Poor	Very Poor	Average
Central Library: Adequacy of titles and volumes	0.9	1.55	1.92	0.48	0.15	3.51
Central Library: Ease in issuing of books	1.06	1.66	1.77	0.36	0.14	3.63
Central Library: Suitability of library timing	1.06	1.68	1.75	0.34	0.17	3.62
Adequacy of facilities promoting Sports, NSS etc	0.93	1.47	1.94	0.48	0.18	3.5
Approach towards promoting co-curricular and extra co-curricular activities	0.89	1.61	1.83	0.49	0.18	3.51
Adequacy and time-suitability of photocopying facility	0.91	1.51	2.08	0.37	0.13	3.54
Language and Communication Lab	1.24	1.69	1.76	0.21	0.1	3.75
Administrative office: Ease of Approachability	0.99	1.67	1.96	0.29	0.08	3.64
Accounts office: Ease of Approachability	0.92	1.73	1.95	0.31	0.1	3.62

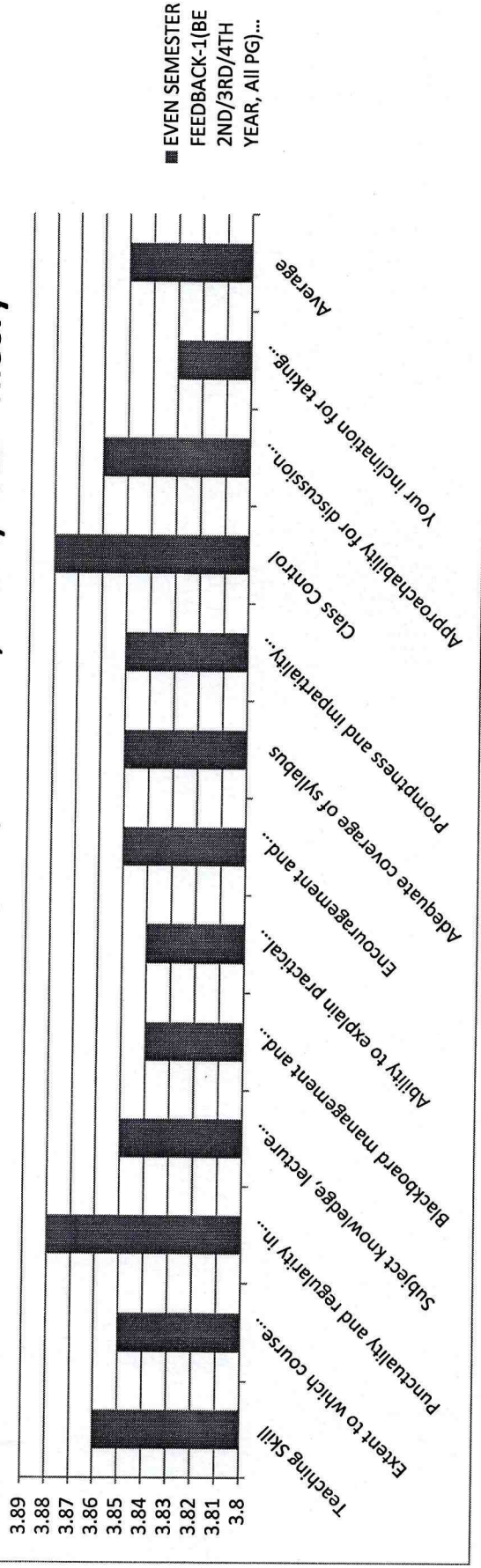
Feedback for Institute - EVEN SEMESTER FEEDBACK-1(BE First Year) 2017



Theory Paper

Feedback	Teaching Skill	Extent to which course outcomes were discussed in the beginning of the session	Punctuality and regularity in conducting classes	Subject knowledge, lecture preparation and organization	Blackboard management and communication skills	Ability to explain practical relevance and recent developments in the subject area	Encouragement and motivation to interactive teaching	Adequate coverage of syllabus	Promptness and impartiality in assessment	Class Control	Approachability for discussion and interaction outside the class	Your inclination for taking another course from this teacher	Average
EVEN SEMESTER FEEDBACK-1(BE 2ND/3RD/4TH YEAR, ALL PG) 2017	3.86	3.85	3.88	3.85	3.84	3.84	3.85	3.85	3.85	3.88	3.86	3.83	3.85

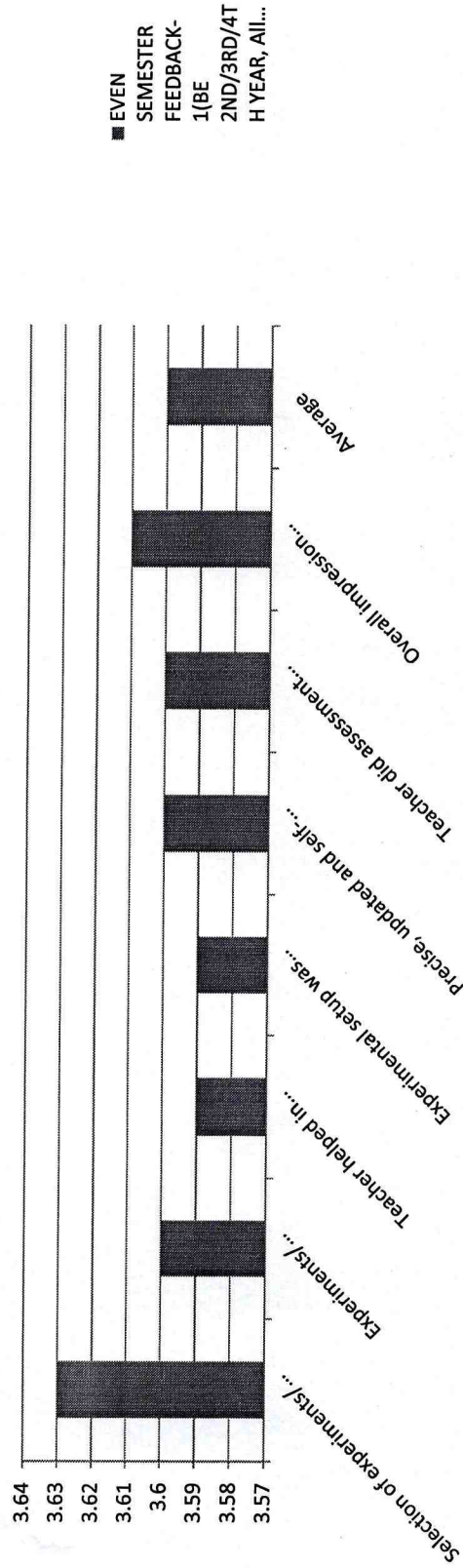
EVEN SEMESTER FEEDBACK-1(BE 2ND/3RD/4TH YEAR, ALL PG) 2017 - Theory



Practical Paper

Feedback	Selection of experiments/ programming/ assignment/ case study were commensurate with the theory	3.63	Experiments/ programming/ assignment/ case study were leading towards proper conclusion/ interpretation	3.6	Teacher helped in understanding the experimental observations/ logic of the program/ case study/ field study	3.59	Experimental setup was well maintained and operational/ software provided for executing the program was proper	3.59	Precise, updated and self-explanatory manuals were provided	3.6	Teacher did assessment of experiments and journal regularly	3.6	Overall impression regarding the usefulness of the entire lab session in clarifying the student's theoretical knowledge	3.61	Average	3.6
EVEN SEMESTER FEEDBACK-1(BE 2ND/3RD/4TH YEAR, All PG) 2017																

EVEN SEMESTER FEEDBACK-1(BE 2ND/3RD/4TH YEAR, All PG) 2017 - Practical





SHRI RAMDEOBABA COLLEGE OF ENGINEERING AND MANAGEMENT, NAGPUR

Katol Road, Nagpur, Maharashtra, India - 440 013.


Faculty Feedback Report

Feedback : EVEN SEMESTER FEEDBACK-1(BE 2ND/3RD/4TH YEAR, AII PG) 2017
Feedback For Institute

College Feedback	Total No of Respondent : 2935					Average / Percentage
	Excellent	Very Good	Good	Poor	Very Poor	
Central Library: Adequacy of titles and volumes	386 (0.66)	827 (1.41)	1294 (2.20)	276 (0.47)	152 (0.26)	3.35 (67.00 %)
Central Library: Ease in issuing of books	406 (0.69)	921 (1.57)	1261 (2.15)	224 (0.38)	123 (0.21)	3.43 (68.60 %)
Central Library: Suitability of library timing	403 (0.69)	908 (1.55)	1300 (2.21)	198 (0.34)	126 (0.21)	3.43 (68.60 %)
Adequacy of facilities promoting Sports, NSS etc	352 (0.60)	802 (1.37)	1370 (2.33)	245 (0.42)	166 (0.28)	3.32 (66.40 %)
Approach towards promoting co-curricular and extra co-curricular activities	349 (0.59)	881 (1.50)	1304 (2.22)	231 (0.39)	170 (0.29)	3.34 (66.80 %)
Adequacy and time-suitability of photocopying facility	332 (0.57)	807 (1.37)	1380 (2.35)	261 (0.44)	155 (0.26)	3.31 (66.20 %)
College Canteen facility: timings and food quality	323 (0.55)	789 (1.34)	1334 (2.27)	286 (0.49)	203 (0.35)	3.25 (65.00 %)
Centralized Computer laboratory and internet facility: qualitative and quantitative adequacy	366 (0.62)	859 (1.46)	1337 (2.28)	235 (0.40)	138 (0.24)	3.37 (67.40 %)
Availability of distance learning resources, video lectures, web courses etc.	318 (0.54)	826 (1.41)	1345 (2.29)	268 (0.46)	178 (0.30)	3.29 (65.80 %)
Student counseling and training for improving placements	322 (0.55)	832 (1.42)	1362 (2.32)	255 (0.43)	164 (0.28)	3.30 (66.00 %)
Administrative office: Ease of Approachability	339 (0.58)	854 (1.45)	1374 (2.34)	223 (0.38)	145 (0.25)	3.35 (67.00 %)
Administrative office: Ease of Approachability	347 (0.59)	862 (1.47)	1349 (2.30)	234 (0.40)	143 (0.24)	3.35 (67.00 %)
Average For College Feedback						3.34 (66.82 %)

College Feedback						
	Excellent	Very Good	Good	Poor	Very Poor	Average
Central Library: Adequacy of titles and volumes	0.66	1.41	2.2	0.47	0.26	3.35
Central Library: Ease in issuing of books	0.69	1.57	2.15	0.38	0.21	3.43
Central Library: Suitability of library timing	0.69	1.55	2.21	0.34	0.21	3.43
Adequacy of facilities promoting Sports, NSS etc	0.6	1.37	2.33	0.42	0.28	3.32
Approach towards promoting co-curricular and extra co-curricular activities	0.59	1.5	2.22	0.39	0.29	3.34
Adequacy and time-suitability of photocopying facility	0.57	1.37	2.35	0.44	0.26	3.31
College Canteen facility: timings and food quality	0.55	1.34	2.27	0.49	0.35	3.25
Centralized Computer laboratory and internet facility: qualitative and quantitative adequacy	0.62	1.46	2.28	0.4	0.24	3.37
Availability of distance learning resources, video lectures, web courses etc.	0.54	1.41	2.29	0.46	0.3	3.29
Student counseling and training for improving placements	0.55	1.42	2.32	0.43	0.28	3.3
Administrative office: Ease of Approachability	0.58	1.45	2.34	0.38	0.25	3.35
Administrative office: Ease of Approachability	0.59	1.47	2.3	0.4	0.24	3.35

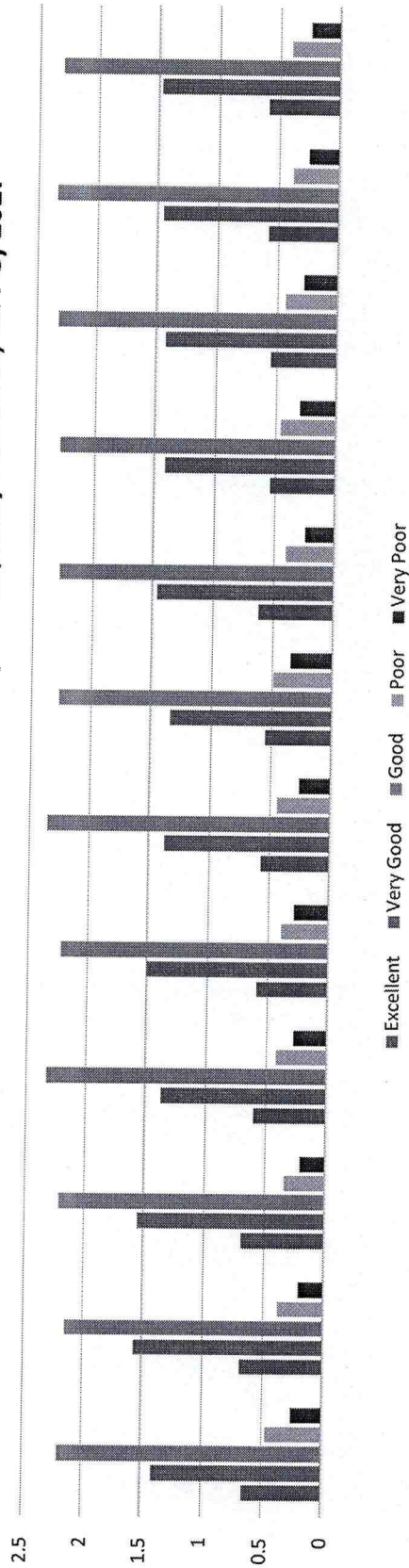
Feedback For Institute - EVEN SEMESTER FEEDBACK-1(BE 2ND/3RD/4TH YEAR, AII PG) 2017



■ Average

College Feedback		Excellent	Very Good	Good	Poor	Very Poor	Average
Central Library: Adequacy of titles and volumes		0.66	1.41	2.2	0.47	0.26	3.35
Central Library: Ease in issuing of books		0.69	1.57	2.15	0.38	0.21	3.43
Central Library: Suitability of library timing		0.69	1.55	2.21	0.34	0.21	3.43
Adequacy of facilities promoting Sports, NSS etc		0.6	1.37	2.33	0.42	0.28	3.32
Approach towards promoting co-curricular and extra co-curricular activities		0.59	1.5	2.22	0.39	0.29	3.34
Adequacy and time-suitability of photocopying facility		0.57	1.37	2.35	0.44	0.26	3.31
College Canteen facility: timings and food quality		0.55	1.34	2.27	0.49	0.35	3.25
Centralized Computer laboratory and internet facility: qualitative and quantitative adequacy		0.62	1.46	2.28	0.4	0.24	3.37
Availability of distance learning resources, video lectures, web courses etc.		0.54	1.41	2.29	0.46	0.3	3.29
Student counseling and training for improving placements		0.55	1.42	2.32	0.43	0.28	3.3
Administrative office: Ease of Approachability		0.58	1.45	2.34	0.38	0.25	3.35
Administrative office: Ease of Approachability		0.59	1.47	2.3	0.4	0.24	3.35

Feedback For Institute - EVEN SEMESTER FEEDBACK-1(BE 2ND/3RD/4TH YEAR, AII PG) 2017



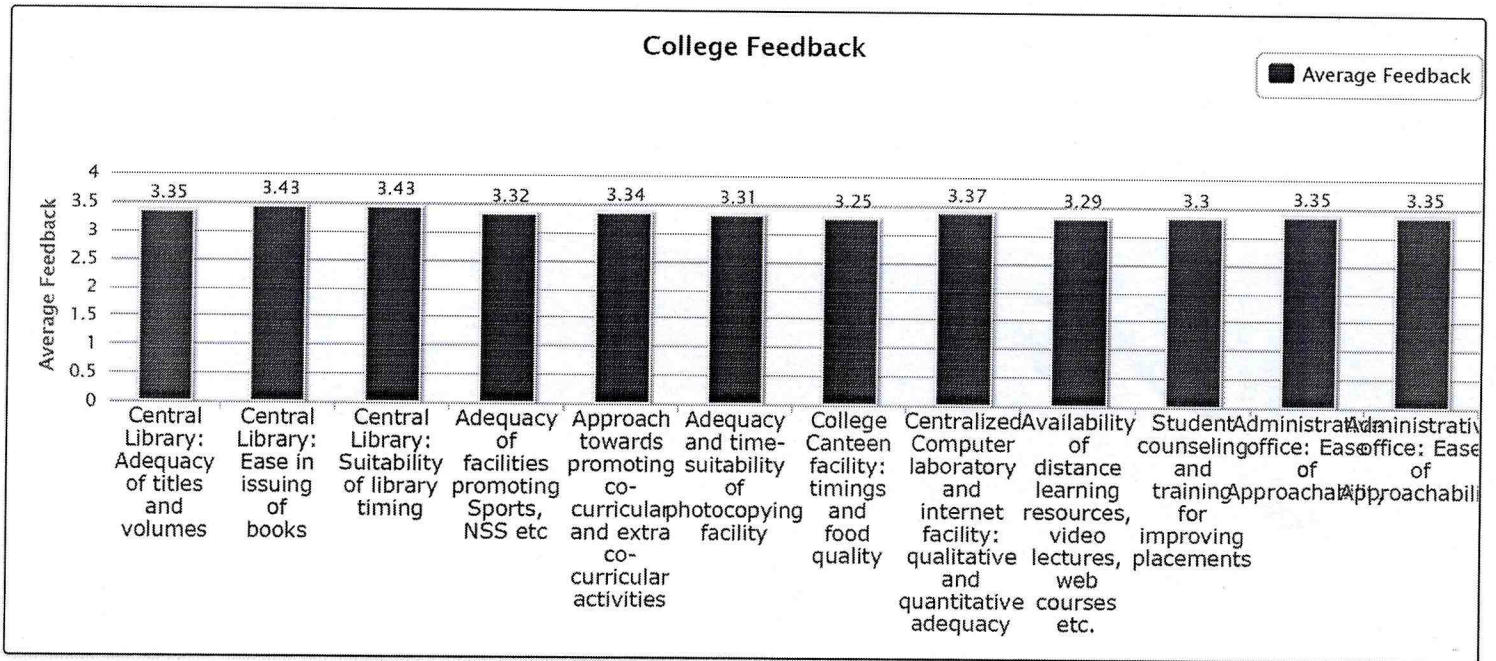


Feedback Statistics Report

Feedback : EVEN SEMESTER FEEDBACK-1(BE 2ND/3RD/4TH YEAR, All PG) 2017

Feedback : EVEN SEMESTER FEEDBACK-1(BE 2ND/3RD/4TH YEAR, All PG) 2017

Feedback For Institute

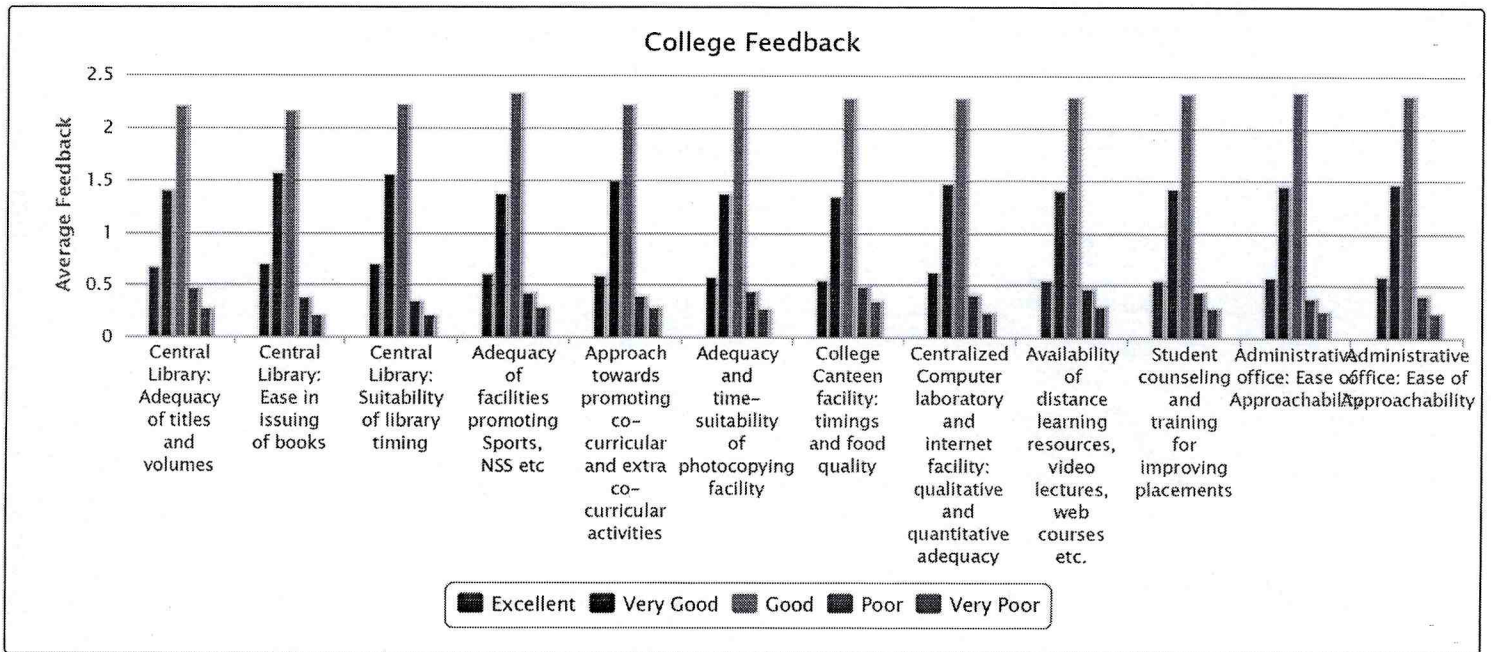




Feedback Statistics Report
Feedback : EVEN SEMESTER FEEDBACK-1(BE 2ND/3RD/4TH YEAR, All PG) 2017

Feedback : EVEN SEMESTER FEEDBACK-1(BE 2ND/3RD/4TH YEAR, All PG) 2017

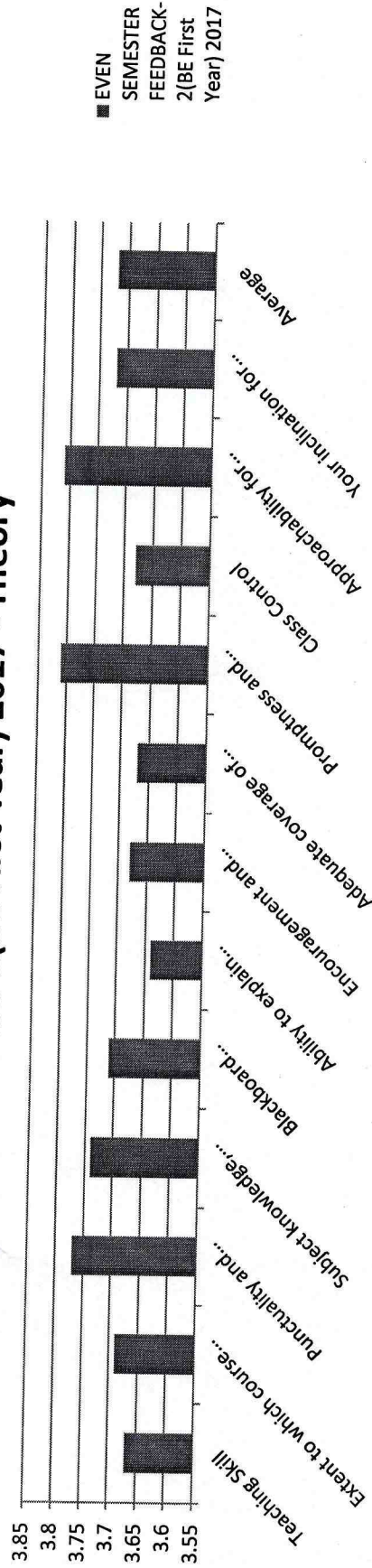
Feedback For Institute



Theory Paper

Feedback	Teaching Skill	Extent to which course outcomes were discussed in the beginning of the session	Punctuality and regularity in conducting classes	Subject knowledge, lecture preparation and organization	Blackboard management and communication skills	Ability to explain practical relevance and recent developments in the subject area	Encouragement and motivation to interactive teaching	Adequate coverage of syllabus	Promptness and impartiality in assessment	Class Control	Approachability for discussion and interaction outside the class	Your inclination for taking another course from this teacher	Average
		3.67	3.69	3.77	3.74	3.71	3.64	3.68	3.67	3.81	3.68	3.81	3.72
EVEN SEMESTER FEEDBACK-2(BE First Year) 2017													3.72

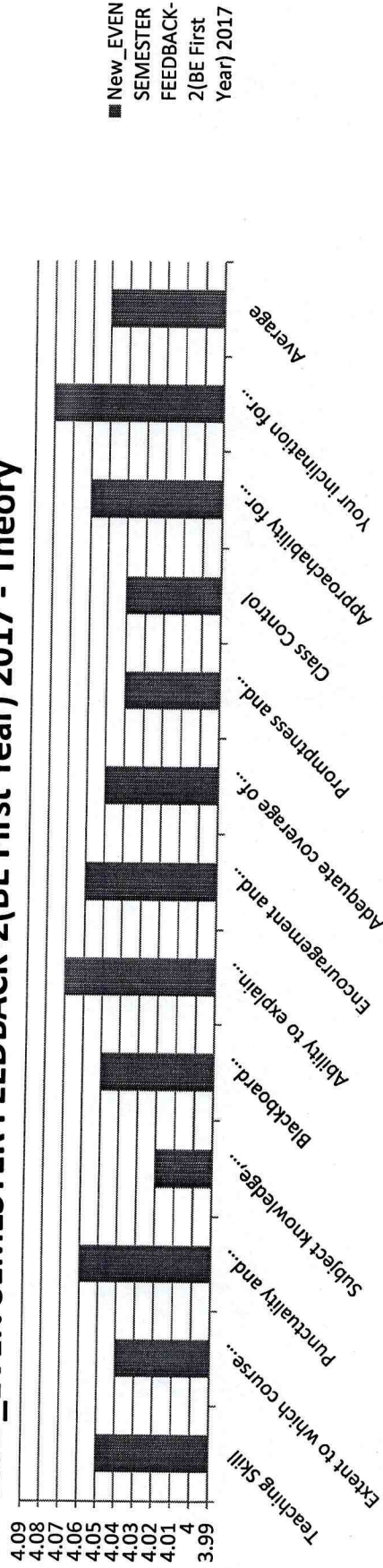
EVEN SEMESTER FEEDBACK-2(BE First Year) 2017 - Theory



Theory Paper

Feedback	Teaching Skill	4.05	4.04	4.06	4.02	4.05	4.07	4.06	4.05	4.06	4.05	4.07	4.06	4.05	4.04	4.04	4.06	4.08	4.05
	Extent to which course outcomes were discussed in the beginning of the session			Punctuality and regularity in conducting classes	Subject knowledge, lecture preparation and organization	Blackboard management and communication skills	Ability to explain practical relevance and recent developments in the subject area	Encouragement and motivation to interactive teaching	Adequate coverage of syllabus	Promptness and impartiality in assessment	Class Control	Approach ability for discussion and interaction outside the class	Your inclination for taking another course from this teacher	Average					
New_EVEN SEMESTER FEEDBACK-2(BE First Year) 2017																			


New_EVEN SEMESTER FEEDBACK-2(BE First Year) 2017 - Theory



Practical Paper

Feedback	Selection of experiments/program assigning case study were commentsurate with the theory	Experiments/program assigning study were leading towards proper conclusion/interpretation	Teacher helped in understanding experimental observations/ logic of the program/ case study/ field study	Experimental setup was well maintained and operational / software provided for executing the program was proper	Precise, updated and self-explanatory manuals were provided	Teacher did assessment of experiments and journal regularly	Overall impression regarding the usefulness of the entire lab session in clarifying the student's theoretical knowledge	Experiments were leading towards proper conclusion/interpretation	Teacher helped in understanding experimental observations	Experimental setup was well maintained and operational	Overall impression regarding the usefulness of the entire session in clarifying the student's theoretical knowledge	Average
EVEN SEMESTER FEEDBACK-2(BE First Year) 2017	3.64	3.66	3.57	3.67	3.61	3.69	3.62	3.66	3.63	3.7	3.63	3.64


EVEN SEMESTER FEEDBACK-2(BE First Year) 2017 - Practical



Practical Paper

Feedback	Selection of experiments/ programming/ assignment/ case study were commensurate with the theory	4.03	Experiments/ programming/ assignment/ case study were leading towards proper conclusion/ interpretation	4.03	Teacher helped in understanding the experimental observations/ logic of the program/ case study/ field study	4	Experimental setup was well maintained and operational/ software provided for executing the program was proper	4.01	Precise, updated and self-explanatory manuals were provided	4.02	Teacher did assessment of experiments and journal regularly	4.02	Overall impression regarding the usefulness of the entire lab session in clarifying the student's theoretical knowledge	4.03	Average	4.02
New_EVEN SEMESTER FEEDBACK-2(BE First Year) 2017																

New_EVEN SEMESTER FEEDBACK-2(BE First Year) 2017 - Practical





SHRI RAMDEOBABA COLLEGE OF ENGINEERING AND MANAGEMENT, NAGPUR

Katoji Road, Nagpur, Maharashtra, India - 440 013.

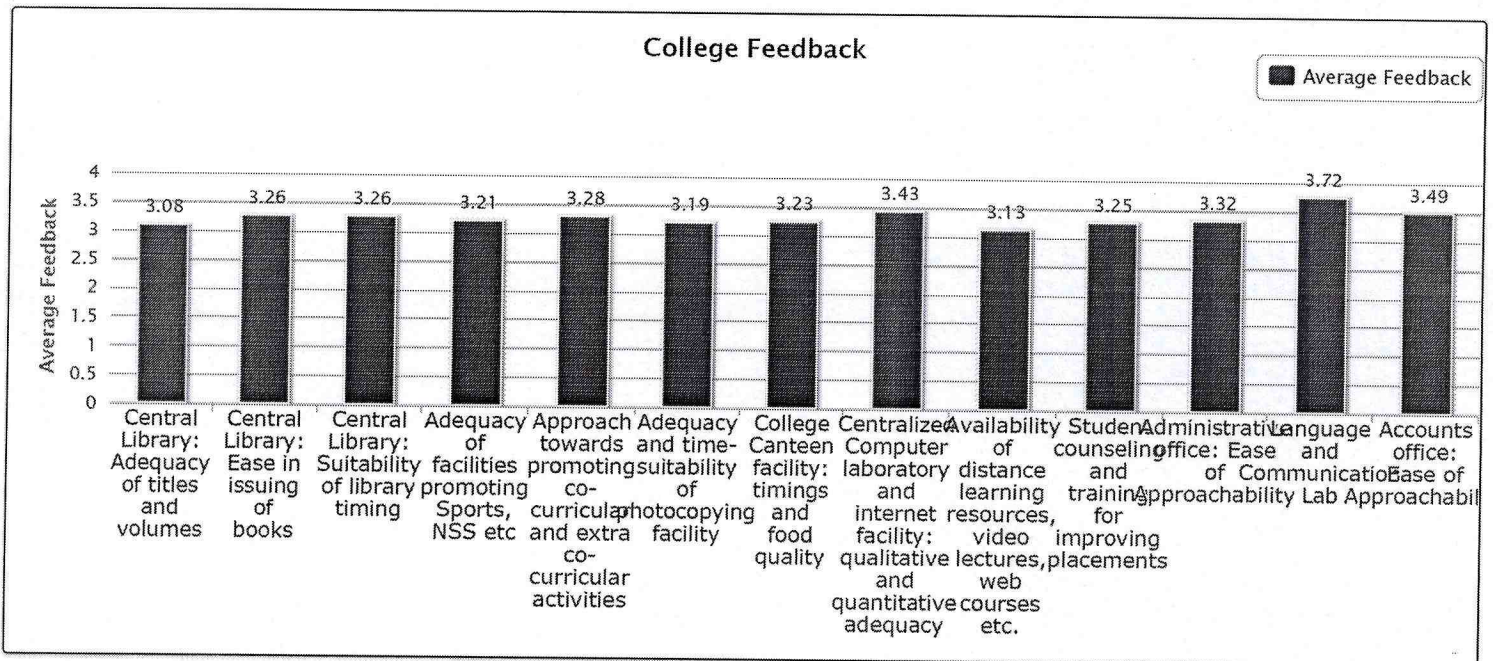
Faculty of : Feedback Report Feedback : EVEN SEMESTER FEEDBACK-2(BE First Year) 2017 Feedback For Institute

College Feedback	Total No of Respondent : 53					Average / Percentage
	Excellent	Very Good	Good	Poor	Very Poor	
Central Library: Adequacy of titles and volumes	6 (0.57)	10 (0.94)	23 (2.17)	10 (0.94)	4 (0.38)	3.08 (61.60 %)
Central Library: Ease in issuing of books	7 (0.66)	16 (1.51)	18 (1.70)	8 (0.75)	4 (0.38)	3.26 (65.20 %)
Central Library: Suitability of library timing	8 (0.75)	12 (1.13)	22 (2.08)	8 (0.75)	3 (0.28)	3.26 (65.20 %)
Adequacy of facilities promoting Sports, NSS etc	6 (0.57)	10 (0.94)	28 (2.64)	7 (0.66)	2 (0.19)	3.21 (64.20 %)
Approach towards promoting co-curricular and extra co-curricular activities	6 (0.57)	14 (1.32)	24 (2.26)	7 (0.66)	2 (0.19)	3.28 (65.60 %)
Adequacy and time-suitability of photocopying facility	5 (0.47)	13 (1.23)	25 (2.36)	7 (0.66)	3 (0.28)	3.19 (63.80 %)
College Canteen facility: timings and food quality	7 (0.66)	13 (1.23)	20 (1.89)	11 (1.04)	2 (0.19)	3.23 (64.60 %)
Centralized Computer laboratory and internet facility: qualitative and quantitative adequacy	8 (0.75)	14 (1.32)	25 (2.36)	5 (0.47)	1 (0.09)	3.43 (68.60 %)
Availability of distance learning resources, video lectures, web courses etc.	2 (0.19)	16 (1.51)	25 (2.36)	7 (0.66)	3 (0.28)	3.13 (62.60 %)
Student counseling and training for improving placements	4 (0.38)	16 (1.51)	24 (2.26)	7 (0.66)	2 (0.19)	3.25 (65.00 %)
Administrative office: Ease of Approachability	6 (0.57)	15 (1.42)	24 (2.26)	6 (0.57)	2 (0.19)	3.32 (66.40 %)
Language and Communication Lab	12 (1.13)	17 (1.60)	21 (1.98)	3 (0.28)	0	3.72 (74.40 %)
Accounts office: Ease of Approachability	8 (0.75)	14 (1.32)	27 (2.55)	4 (0.38)	0	3.49 (69.80 %)
Average For College Feedback						3.30 (65.92 %)

Faculty Wise Feedback Statistics Report
Feedback : EVEN SEMESTER FEEDBACK-2(BE First Year) 2017

Feedback : EVEN SEMESTER FEEDBACK-2(BE First Year) 2017

Feedback For Institute

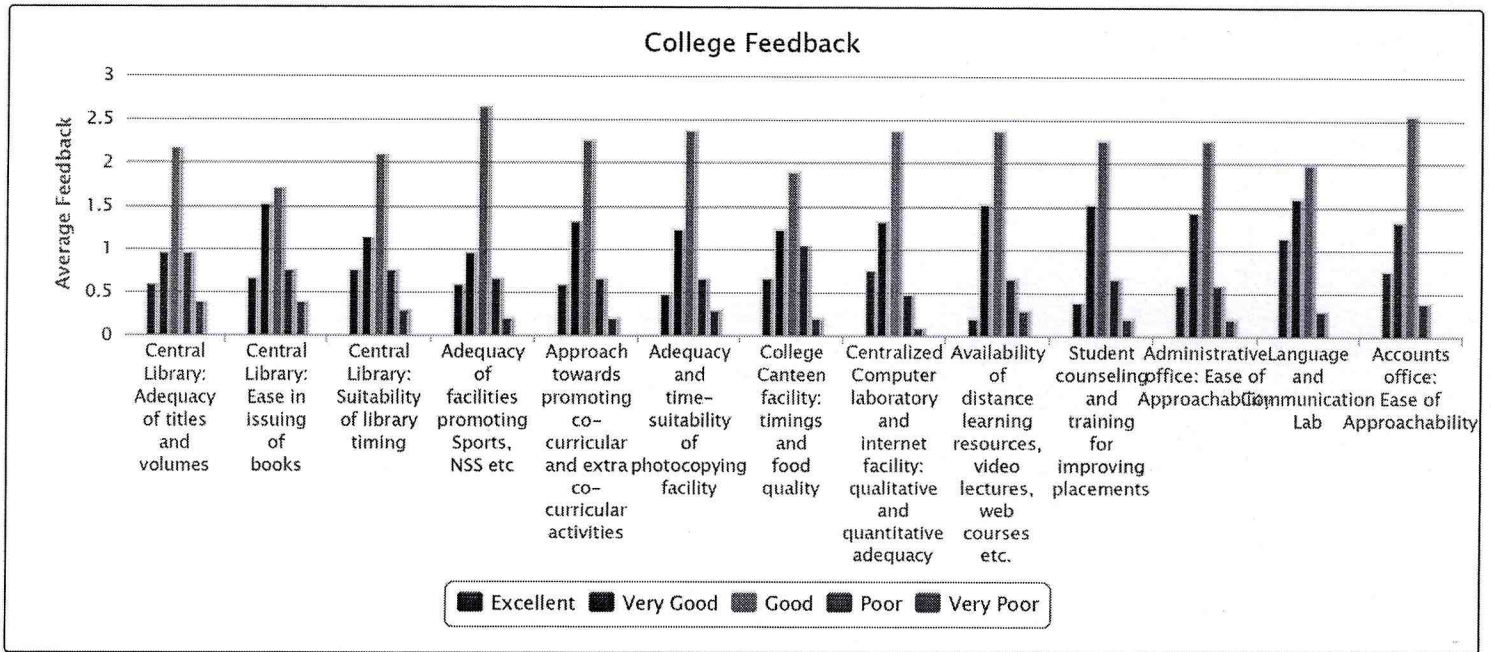




Faculty Feedback Statistics Report
Feedback : EVEN SEMESTER FEEDBACK-2(BE First Year) 2017

Feedback : EVEN SEMESTER FEEDBACK-2(BE First Year) 2017

Feedback For Institute





SHRI RAMDEOBABA COLLEGE OF ENGINEERING AND MANAGEMENT, NAGPUR

Katal Road, Nagpur, Maharashtra, India - 440 013.

Feedback Report

Feedback : New_EVEN SEMESTER FEEDBACK-2(BE First Year) 2017
Feedback For Institute

College Feedback	Total No of Respondent : 588					Average / Percentage
	Excellent	Very Good	Good	Poor	Very Poor	
Central Library: Adequacy of titles and volumes	3 (0.03)	304 (2.59)	279 (2.37)	1 (0.01)	1 (0.01)	3.52 (70.40 %)
Central Library: Ease in issuing of books	3 (0.03)	275 (2.34)	308 (2.62)	1 (0.01)	1 (0.01)	3.47 (69.40 %)
Central Library: Suitability of library timing	3 (0.03)	263 (2.24)	320 (2.72)	1 (0.01)	1 (0.01)	3.45 (69.00 %)
Adequacy of facilities promoting Sports, NSS etc	3 (0.03)	283 (2.41)	300 (2.55)	1 (0.01)	1 (0.01)	3.49 (69.80 %)
Approach towards promoting co-curricular and extra co-curricular activities	3 (0.03)	271 (2.30)	312 (2.65)	0	2 (0.02)	3.46 (69.20 %)
Adequacy and time-suitability of photocopying facility	3 (0.03)	263 (2.24)	320 (2.72)	1 (0.01)	1 (0.01)	3.45 (69.00 %)
Language and Communication Lab	3 (0.03)	309 (2.63)	274 (2.33)	2 (0.02)	0	3.53 (70.60 %)
Administrative office: Ease of Approachability	3 (0.03)	309 (2.63)	274 (2.33)	0	2 (0.02)	3.53 (70.60 %)
Accounts office: Ease of Approachability	3 (0.03)	302 (2.57)	281 (2.39)	2 (0.02)	0	3.52 (70.40 %)
Average For College Feedback					3.49	(69.82 %)

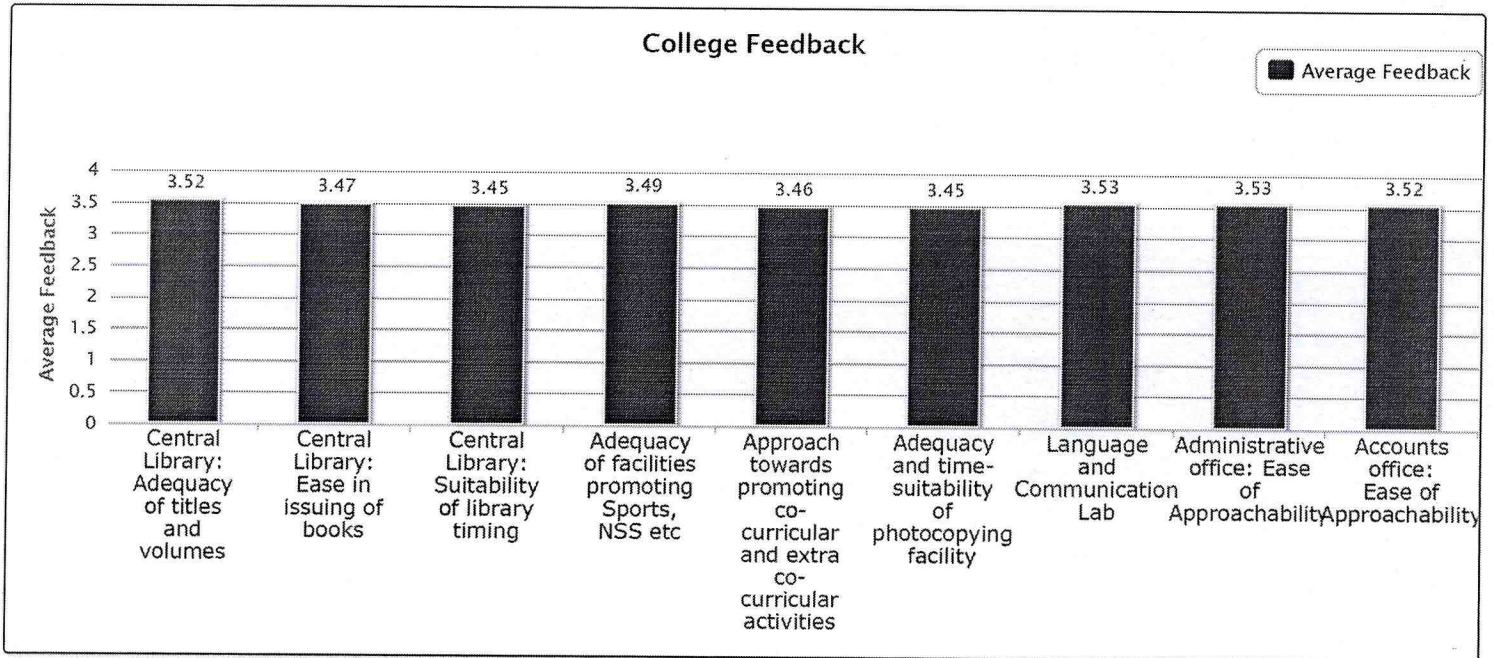
0	0	0	0	0	0	0
0	0	0	0	0	0	0
0	0	0	0	0	0	0
0	0	0	0	0	0	0
Average For College Feedback						0.00
						(0.00 %)



Feedback Statistics Report
Feedback : New_EVEN SEMESTER FEEDBACK-2(BE First Year) 2017

Feedback : New_EVEN SEMESTER FEEDBACK-2(BE First Year) 2017

Feedback For Institute

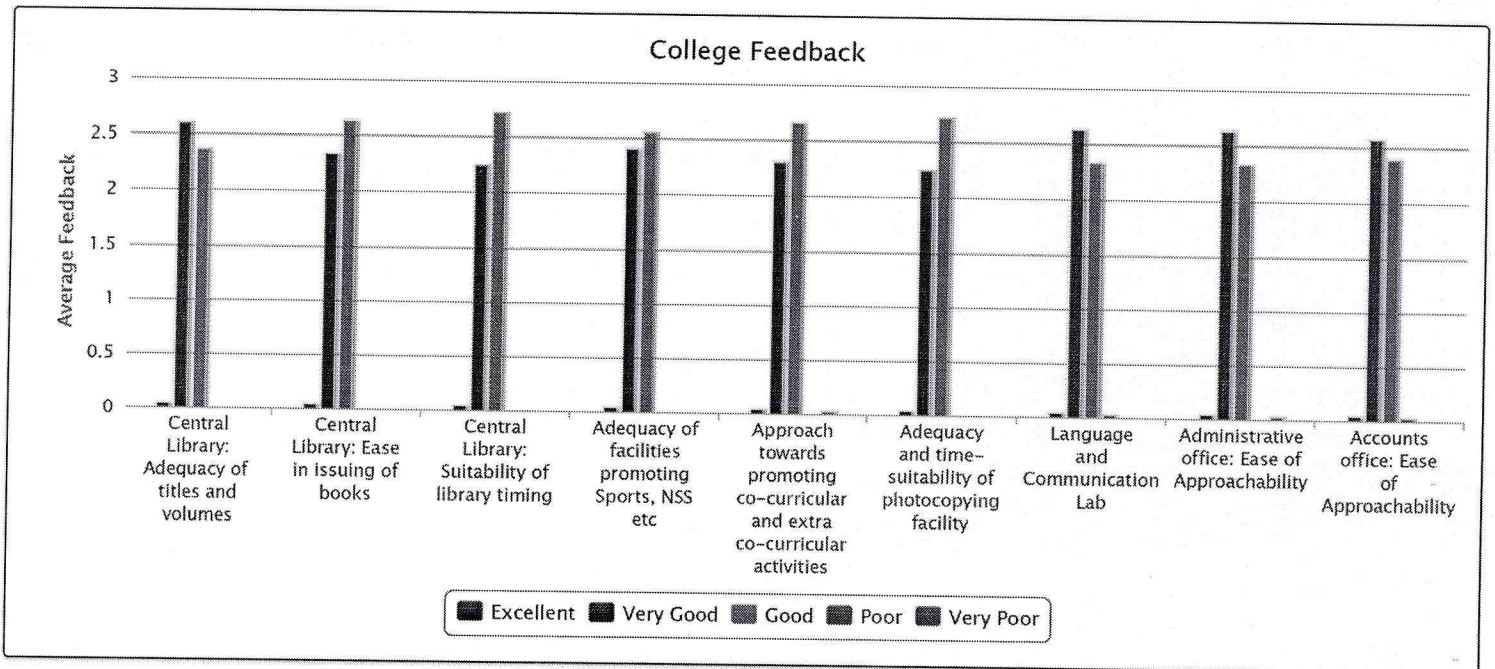




Feedback Statistics Report
Feedback : New_EVEN SEMESTER FEEDBACK-2(BE First Year) 2017

Feedback : New_EVEN SEMESTER FEEDBACK-2(BE First Year) 2017

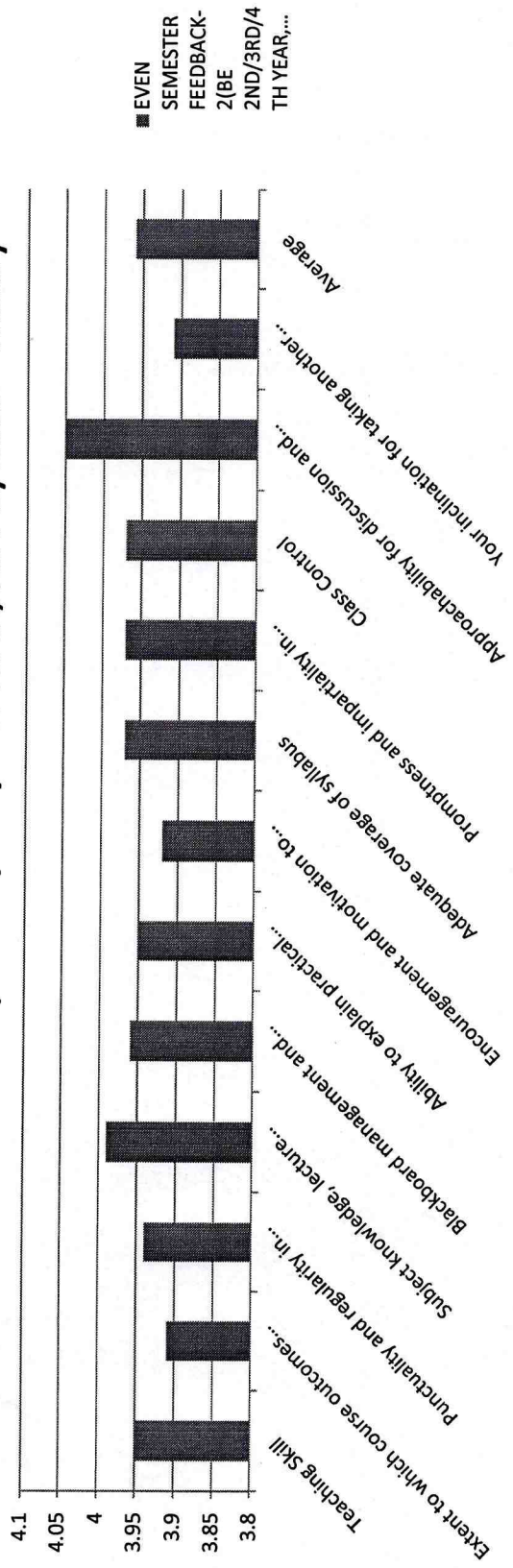
Feedback For Institute



Theory Paper

Feedback	Teaching Skill	Extent to which course outcomes were discussed in the beginning of the session	Punctuality and regularity in conducting classes	Subject knowledge, lecture preparation and organization	Blackboard management and communication skills	Ability to explain practical relevance and recent developments in the subject area	Encouragement and motivation to interactive teaching	Adequate coverage of syllabus	Promptness and impartiality in assessment	Class Control	Approach ability for discussion and interaction outside the class	Your inclination for taking another course from this teacher	Average
EVEN SEMESTER FEEDBACK 2(BE 2ND/3RD /4TH YEAR, ALL PG) 2017	3.95	3.91	3.94	3.99	3.96	3.95	3.92	3.97	3.97	3.97	4.05	3.91	3.96

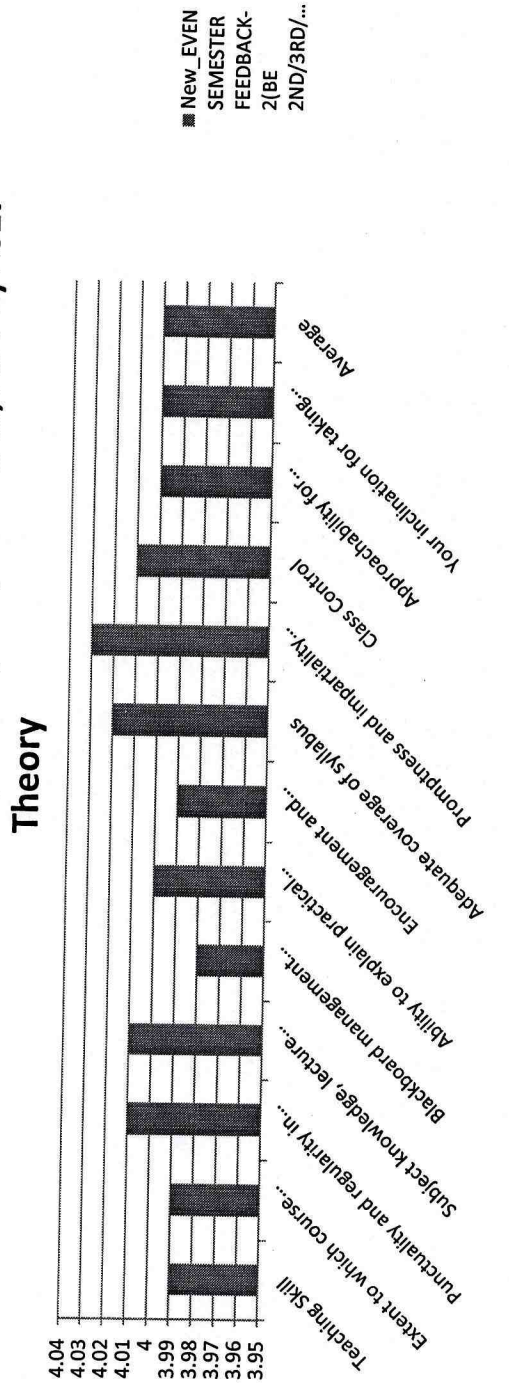
EVEN SEMESTER FEEDBACK-2(BE 2ND/3RD/4TH YEAR, ALL PG) 2017 - Theory



Theory Paper

Feedback	Teaching Skill	Extent to which course outcomes were discussed in the beginning of the session	Punctuality and regularity in conducting classes	Subject knowledge, lecture preparation and organization	Blackboard management and communication skills	Ability to explain practical relevance and recent developments in the subject area	Encouragement and motivation to interactive teaching	Adequate coverage of syllabus	Promptness and impartiality in assessment	Class Control	Approach ability for discussion and interaction outside the class	Your inclination for taking another course from this teacher	Average
New_EVEN SEMESTER FEEDBACK-2(BE 2ND/3RD/4TH YEAR, ALL PG) 2017	3.99	3.99	4.01	4.01	3.98	4	3.99	4.02	4.03	4.01	4	4	4

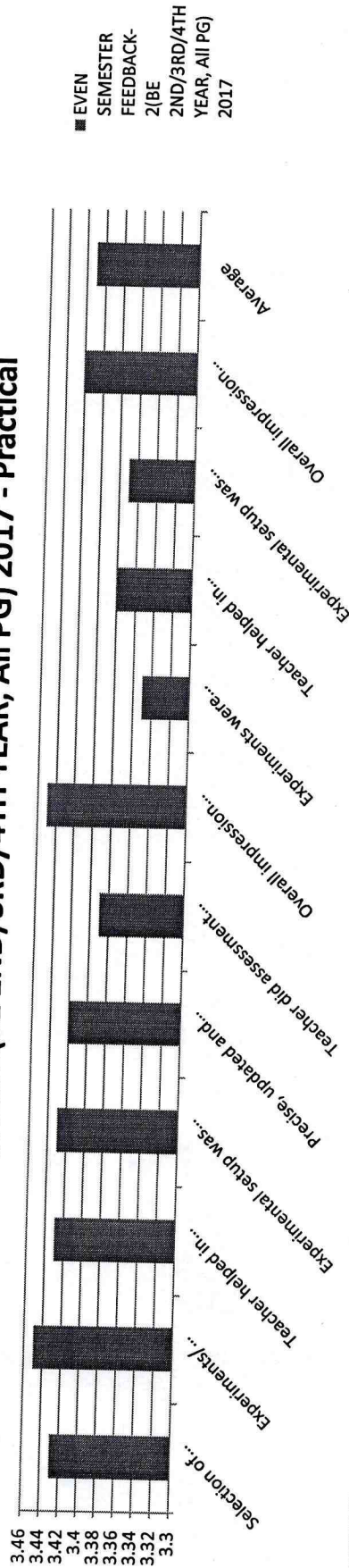
New_EVEN SEMESTER FEEDBACK-2(BE 2ND/3RD/4TH YEAR, ALL PG) 2017 - Theory



Practical Paper

Feedback	Selection of experiments/ programming assignment/ case study were commensurate with the theory	3.43	Experiments/ programming assignment/ case study were leading towards proper conclusion/ interpretation	3.45	Teacher helped in understanding the experimental observations/ logic of the program/ case study/ field study	3.43	Experimental setup was well maintained and operational/ software provided for executing the program was proper	3.43	Precise, updated and self-explanatory manuals were provided	3.42	Teacher did assessment of experiments and journal regularly	3.39	Overall impression regarding the usefulness of the entire lab session in clarifying the student's theoretical knowledge	3.45	Experiments were leading towards proper conclusion/ interpretation	3.35	Teacher helped in understanding the experimental observations	3.38	Experimental setup was well maintained and operational	3.37	Overall impression regarding the usefulness of the entire session in clarifying the student's theoretical knowledge	3.42	Average	3.41
EVEN SEMESTER FEEDBACK-2(BE 2ND/3RD/4TH YEAR, ALL PG) 2017																								

EVEN SEMESTER FEEDBACK-2(BE 2ND/3RD/4TH YEAR, ALL PG) 2017 - Practical




Practical Paper

Feedback	Selection of experiments/ programming assignment/ case study were commensurate with the theory	3.81	Experiments/ programming assignment/ case study were leading towards proper conclusion/ interpretation	3.79	Teacher helped in understanding the experimental observations/ logic of the program/ case study/ field study	3.81	Experimental setup was well maintained and operational/ software provided for executing the program was proper	3.81	Precise, updated and self-explanatory manuals were provided	3.8	Teacher did assessment of experiments and journal regularly	3.8	Overall impression regarding the usefulness of the entire lab session in clarifying the student's theoretical knowledge	3.8	Average	3.8
New_EVEN SEMESTER FEEDBACK-2(BE 2ND/3RD/4TH YEAR, ALL PG) 2017																

New_EVEN SEMESTER FEEDBACK-2(BE 2ND/3RD/4TH YEAR, ALL PG) 2017 -

Practical





SHRI RAMDEOBABA COLLEGE OF ENGINEERING AND MANAGEMENT, NAGPUR

Katol Road, Nagpur, Maharashtra, India - 440 013.

Feedback Report

Feedback : EVEN SEMESTER FEEDBACK-2(BE 2ND/3RD/4TH YEAR, AII PG) 2017

Feedback For Institute

Department Feedback	Total No of Respondent : 262					Average / Percentage
	Excellent	Very Good	Good	Poor	Very Poor	
Adequacy of laboratory facilities (Space/ventilation/number of set ups etc)	32 (0.61)	91 (1.74)	107 (2.04)	19 (0.36)	13 (0.25)	3.42 (68.40 %)
Availability and ease of computing & internet facility	31 (0.59)	89 (1.70)	107 (2.04)	27 (0.52)	8 (0.15)	3.41 (68.20 %)
Mechanism and approach to provide exposure to external world through field visits, guest lectures etc.	25 (0.48)	89 (1.70)	108 (2.06)	27 (0.52)	13 (0.25)	3.33 (66.60 %)
Infrastructure (Furniture/blackboard/ illumination/fans/ flooring etc.)	27 (0.52)	89 (1.70)	109 (2.08)	22 (0.42)	15 (0.29)	3.35 (67.00 %)
Overall approach and commitment of the department towards providing quality technical and professional education	31 (0.59)	96 (1.83)	101 (1.93)	22 (0.42)	12 (0.23)	3.43 (68.60 %)
Hygiene (class/sanitation/ surrounding)	30 (0.57)	95 (1.81)	103 (1.97)	23 (0.44)	11 (0.21)	3.42 (68.40 %)
Mechanism and approach to deal with students/parents grievances	25 (0.48)	98 (1.87)	110 (2.10)	19 (0.36)	10 (0.19)	3.42 (68.40 %)
Students guidance and mentoring facilities	31 (0.59)	92 (1.76)	102 (1.95)	25 (0.48)	12 (0.23)	3.40 (68.00 %)
Availability of modern instruments and arrangements/facilities to provide hands on experience	27 (0.52)	85 (1.62)	106 (2.02)	29 (0.55)	15 (0.29)	3.31 (66.20 %)
Average For Department Feedback						3.39 (67.76 %)

College Feedback	Total No of Respondent : 262					Average / Percentage
	Excellent	Very Good	Good	Poor	Very Poor	
Central Library: Adequacy of titles and volumes	28 (0.53)	81 (1.55)	106 (2.02)	30 (0.57)	17 (0.32)	3.28 (65.60 %)
Central Library: Ease in issuing of books	31 (0.59)	86 (1.64)	110 (2.10)	22 (0.42)	13 (0.25)	3.38 (67.60 %)
Central Library: Suitability of library timing	31 (0.59)	90 (1.72)	116 (2.21)	18 (0.34)	7 (0.13)	3.46 (69.20 %)
Adequacy of facilities promoting Sports, NSS etc	28 (0.53)	86 (1.64)	115 (2.19)	19 (0.36)	14 (0.27)	3.36 (67.20 %)
Approach towards promoting co-curricular and extra co-curricular activities	28 (0.53)	87 (1.66)	113 (2.16)	22 (0.42)	12 (0.23)	3.37 (67.40 %)
Adequacy and time-suitability of photocopying facility	26 (0.50)	86 (1.64)	120 (2.29)	18 (0.34)	12 (0.23)	3.37 (67.40 %)

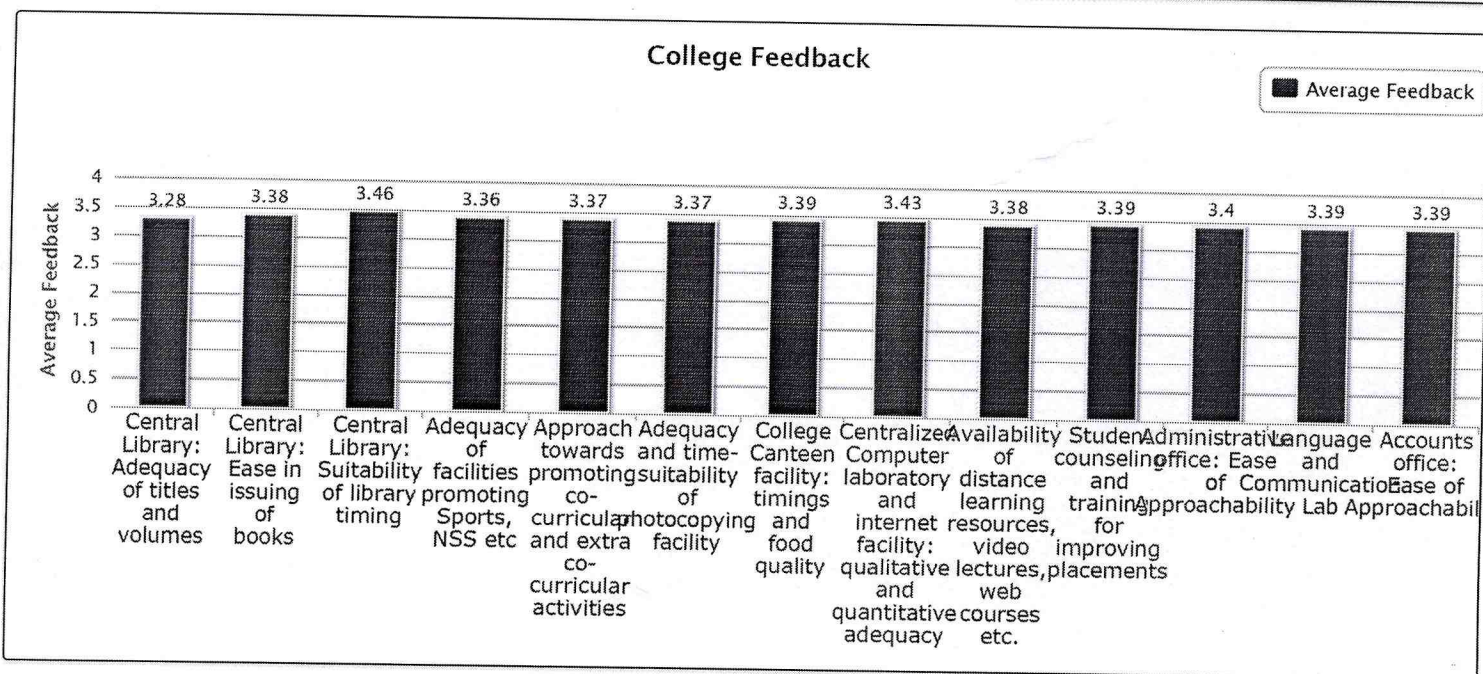
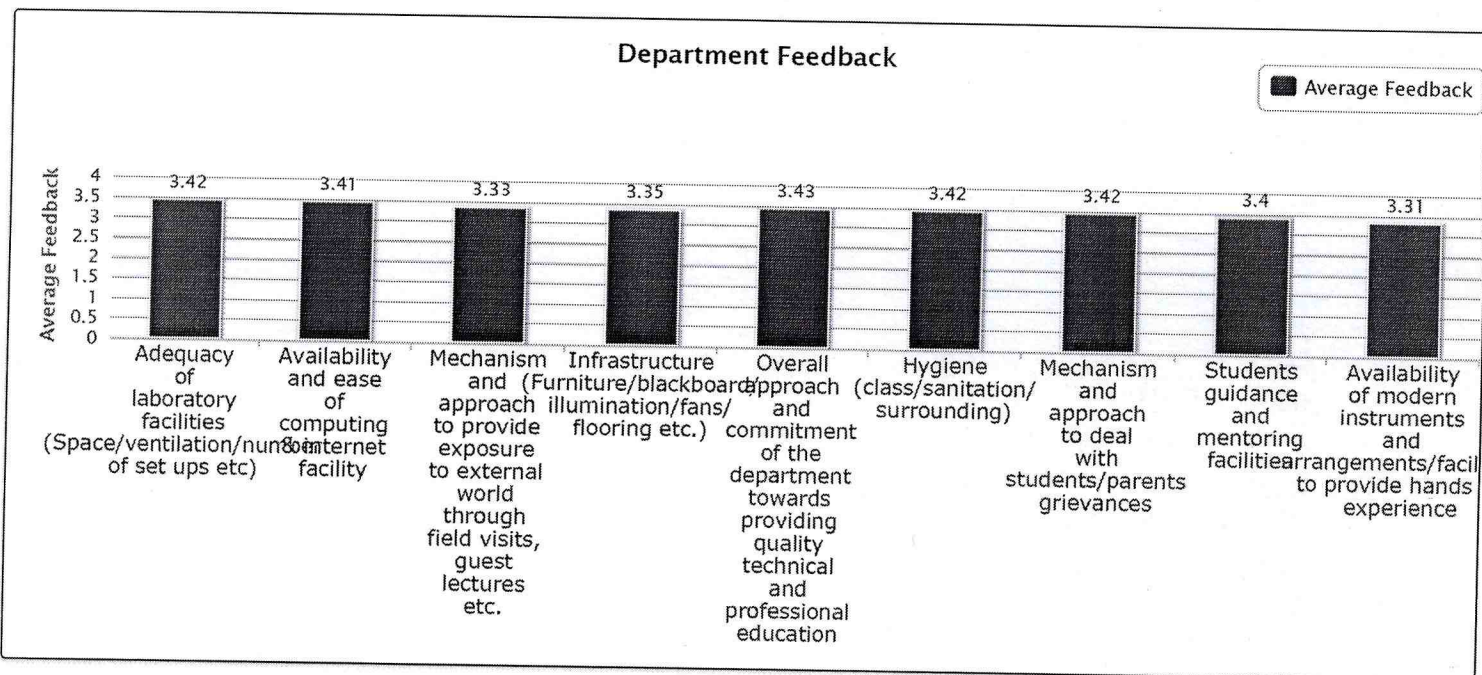
College Canteen facility: timings and food quality	27 (0.52)	88 (1.68)	118 (2.25)	17 (0.32)	12 (0.23)	3.39 (67.80 %)
Centralized Computer laboratory and internet facility: qualitative and quantitative adequacy	32 (0.61)	83 (1.58)	120 (2.29)	19 (0.36)	8 (0.15)	3.43 (68.60 %)
Availability of distance learning resources, video lectures, web courses etc.	29 (0.55)	87 (1.66)	109 (2.08)	29 (0.55)	8 (0.15)	3.38 (67.60 %)
Student counseling and training for improving placements	29 (0.55)	82 (1.56)	121 (2.31)	21 (0.40)	9 (0.17)	3.39 (67.80 %)
Administrative office: Ease of Approachability	26 (0.50)	89 (1.70)	119 (2.27)	20 (0.38)	8 (0.15)	3.40 (68.00 %)
Language and Communication Lab	26 (0.50)	88 (1.68)	119 (2.27)	20 (0.38)	9 (0.17)	3.39 (67.80 %)
Accounts office: Ease of Approachability	27 (0.52)	87 (1.66)	118 (2.25)	21 (0.40)	9 (0.17)	3.39 (67.80 %)
Average For College Feedback						3.38 (67.68 %)



Feedback : EVEN SEMESTER FEEDBACK-2(BE 2ND/3RD/4TH YEAR, All PG) 2017

Feedback : EVEN SEMESTER FEEDBACK-2(BE 2ND/3RD/4TH YEAR, All PG) 2017

Feedback For Institute

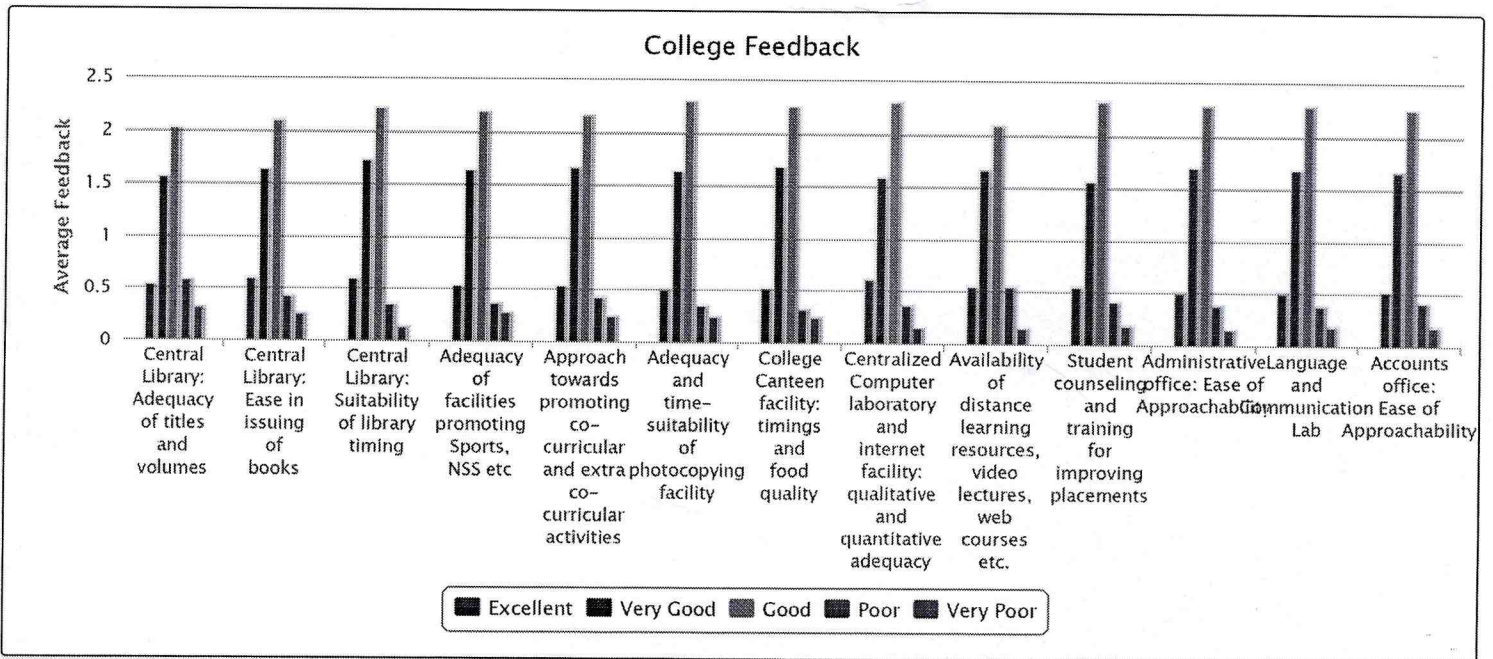
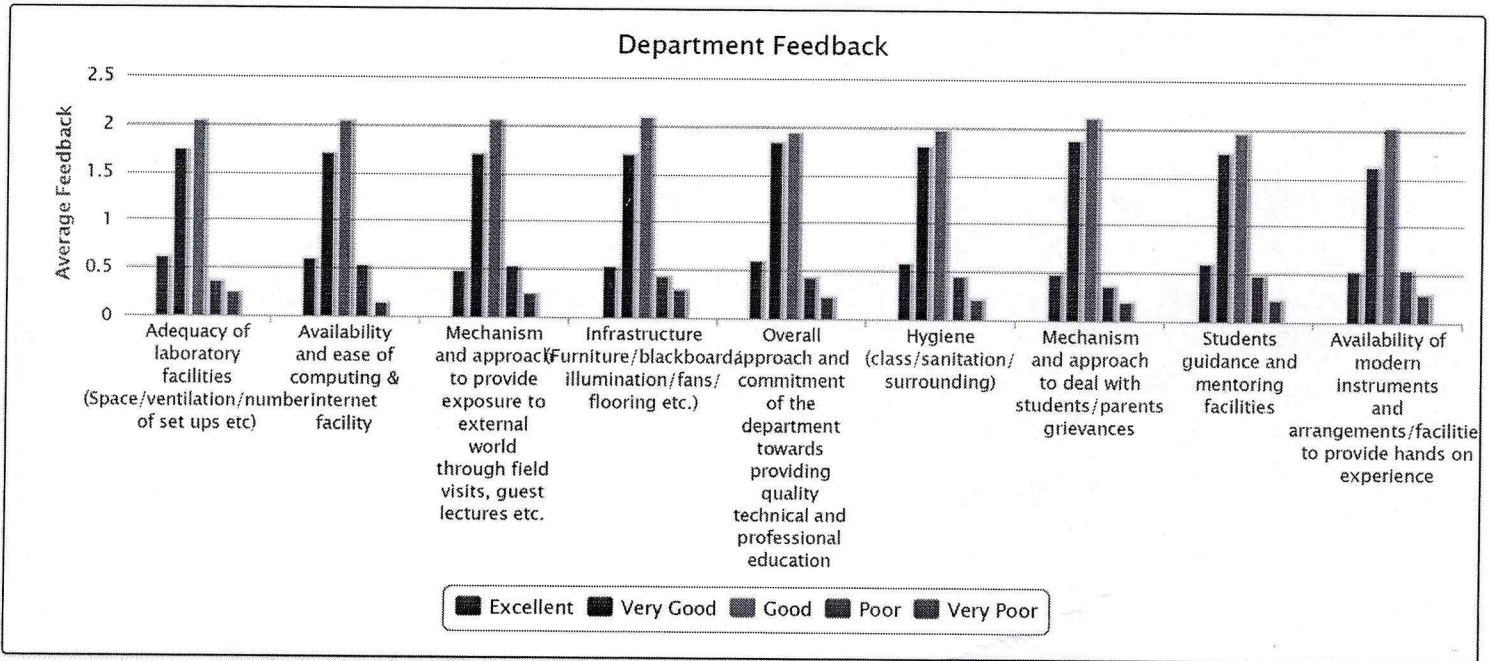




Feedback Statistics Report
Feedback : EVEN SEMESTER FEEDBACK-2(BE 2ND/3RD/4TH YEAR, All PG) 2017

Feedback : EVEN SEMESTER FEEDBACK-2(BE 2ND/3RD/4TH YEAR, All PG) 2017

Feedback For Institute

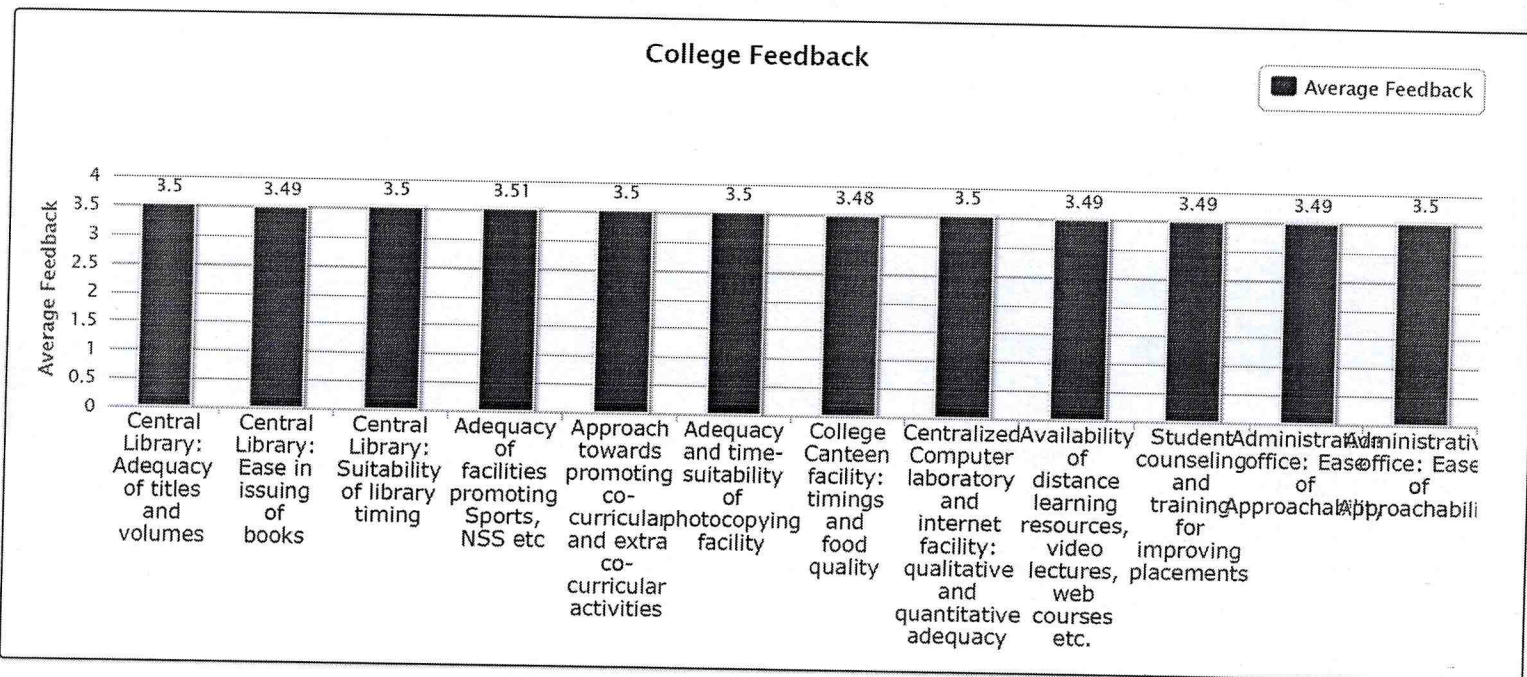




Feedback Statistics Report
Feedback : New_EVEN SEMESTER FEEDBACK-2(BE 2ND/3RD/4TH YEAR, All PG) 2017

Feedback : New_EVEN SEMESTER FEEDBACK-2(BE 2ND/3RD/4TH YEAR, All PG) 2017

Feedback For Institute





Feedback Statistics Report
Feedback : New_EVEN SEMESTER FEEDBACK-2(BE 2ND/3RD/4TH YEAR, All PG) 2017

Feedback : New_EVEN SEMESTER FEEDBACK-2(BE 2ND/3RD/4TH YEAR, All PG) 2017

Feedback For Institute

