



Shri Ramdeobaba College of Engineering and Management
Nagpur - 440013

An Autonomous Institute Affiliated to Rashtrasant Tukadoji Maharaj Nagpur University, Nagpur
NAAC Accredited with 'A' Grade
www.rknec.edu

INTERNAL QUALITY ASSURANCE CELL (IQAC)

STUDENT FEEDBACK ANALYSIS


2017-18

**ODD SEMESTER
FEEDBACK 1 & FEEDBACK 2**

Theory Paper

Feedback	Teaching Skill	4.07	Extent to which course outcomes were discussed in the beginning of the session	4.04	Punctuality and regularity in conducting classes	4.29	Subject knowledge, lecture preparation and organization	4.19	Blackboard management and communication skills	4.02	Ability to explain practical relevance and recent developments in the subject area	4	Encouragement and motivation to interactive teaching	4.04	Adequate coverage of syllabus	Promptness and impartiality in assessment	4.07	Class Control	3.97	Approach ability for discussion and interaction outside the class	4.06	Your inclination for taking another course from this teacher	3.9	Average	4.05
ODD SEMESTER FEEDBACK-1(BE First Year) 2017																									

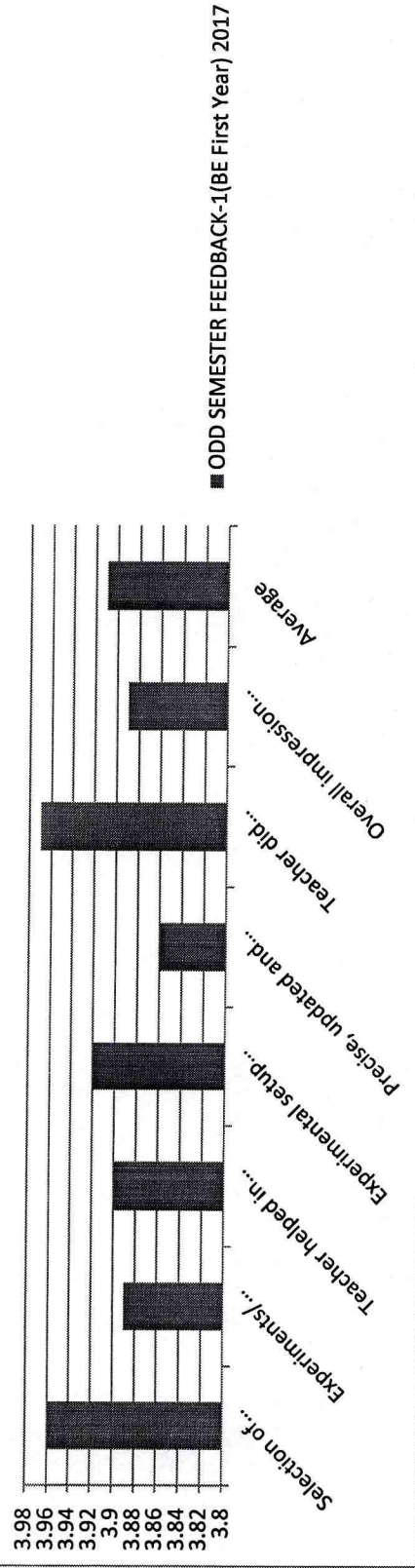
ODD SEMESTER FEEDBACK-1(BE First Year) 2017 - Theory



Practical Paper

Feedback	Selection of experiments/ programming/ assignment/ case study were commensurate with the theory	3.96	Experiments/ programming/ assignment/ case study were leading towards proper conclusion/ interpretation	3.89	Teacher helped in understanding the experimental observations/ logic of the program/ case study/ field study	3.9	Experimental setup was well maintained and operational/ software provided for executing the program was proper	3.92	Precise, updated and self-explanatory manuals were provided	3.86	Teacher did assessment of experiments and journal regularly	3.97	Overall impression regarding the usefulness of the entire lab session in clarifying the student's theoretical knowledge	3.89	Average	3.91
ODD SEMESTER FEEDBACK-1 (BE First Year) 2017																

ODD SEMESTER FEEDBACK-1 (BE First Year) 2017





SHRI RAMDEOBABA COLLEGE OF ENGINEERING AND MANAGEMENT, NAGPUR

Katol Road, Nagpur, Maharashtra, India - 440 013.

Feedback Report Feedback : ODD SEMESTER FEEDBACK-1(BE First Year) 2017 Feedback For Institute

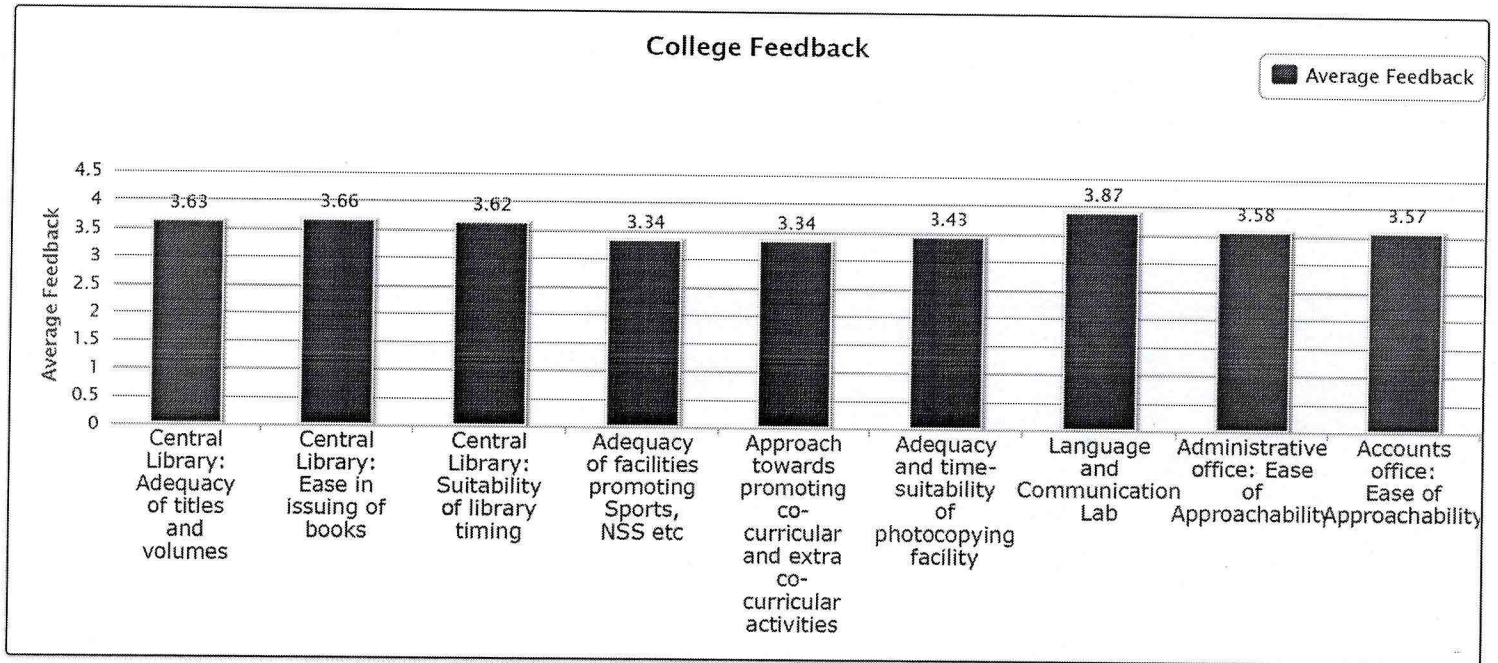
College Feedback	Total No of Respondent : 746					Average / Percentage
	Excellent	Very Good	Good	Poor	Very Poor	
Central Library: Adequacy of titles and volumes	146 (0.98)	255 (1.71)	282 (1.89)	49 (0.33)	14 (0.09)	3.63 (72.60 %)
Central Library: Ease in issuing of books	185 (1.24)	235 (1.58)	232 (1.55)	73 (0.49)	21 (0.14)	3.66 (73.20 %)
Central Library: Suitability of library timing	167 (1.12)	238 (1.60)	253 (1.70)	67 (0.45)	21 (0.14)	3.62 (72.40 %)
Adequacy of facilities promoting Sports, NSS etc	113 (0.76)	195 (1.31)	306 (2.05)	96 (0.64)	36 (0.24)	3.34 (66.80 %)
Approach towards promoting co-curricular and extra co-curricular activities	104 (0.70)	207 (1.39)	305 (2.04)	95 (0.64)	35 (0.23)	3.34 (66.80 %)
Adequacy and time-suitability of photocopying facility	106 (0.71)	215 (1.44)	337 (2.26)	69 (0.46)	19 (0.13)	3.43 (68.60 %)
Language and Communication Lab	208 (1.39)	264 (1.77)	249 (1.67)	16 (0.11)	9 (0.06)	3.87 (77.40 %)
Administrative office: Ease of Approachability	131 (0.88)	265 (1.78)	275 (1.84)	58 (0.39)	17 (0.11)	3.58 (71.60 %)
Accounts office: Ease of Approachability	133 (0.89)	248 (1.66)	296 (1.98)	52 (0.35)	17 (0.11)	3.57 (71.40 %)
Average For College Feedback					3.56 (71.20 %)	



Feedback Statistics Report
Feedback : ODD SEMESTER FEEDBACK-1(BE First Year) 2017

Feedback : ODD SEMESTER FEEDBACK-1(BE First Year) 2017

Feedback For Institute

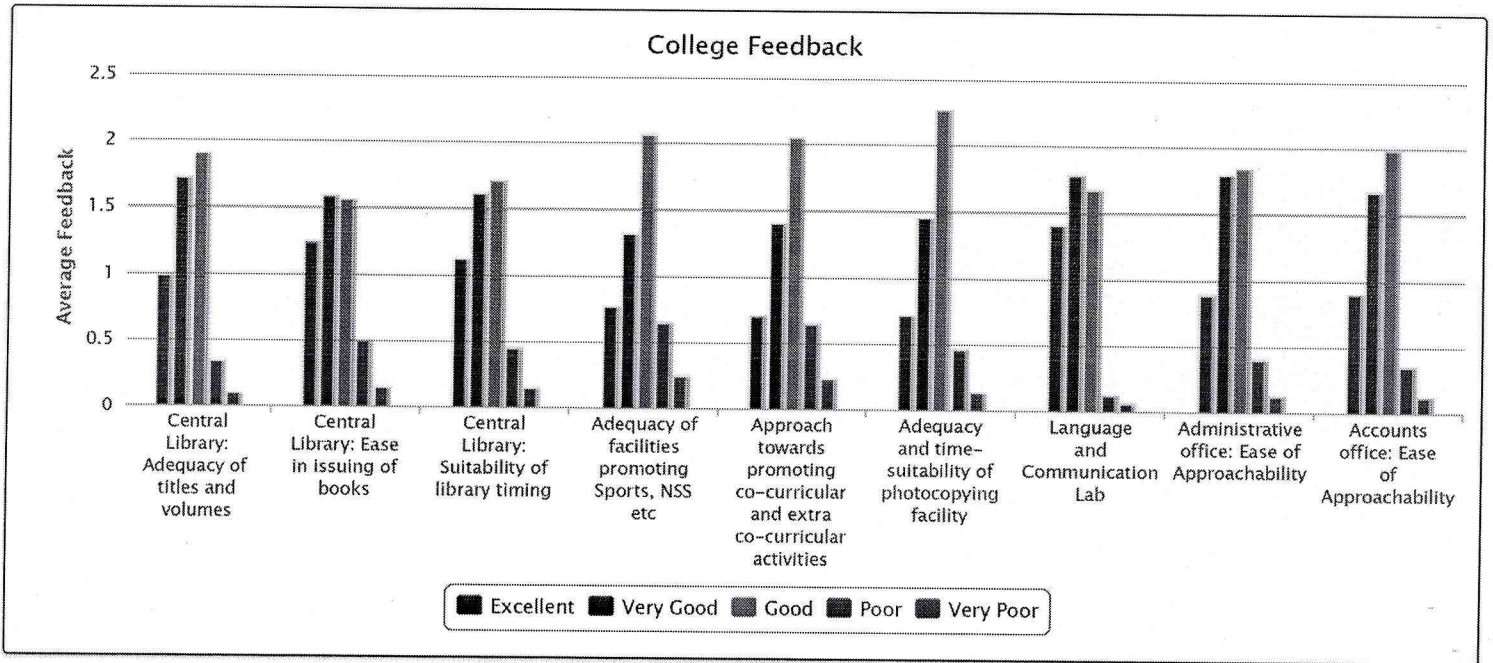




Feedback Statistics Report
Feedback : ODD SEMESTER FEEDBACK-1(BE First Year) 2017

Feedback : ODD SEMESTER FEEDBACK-1(BE First Year) 2017

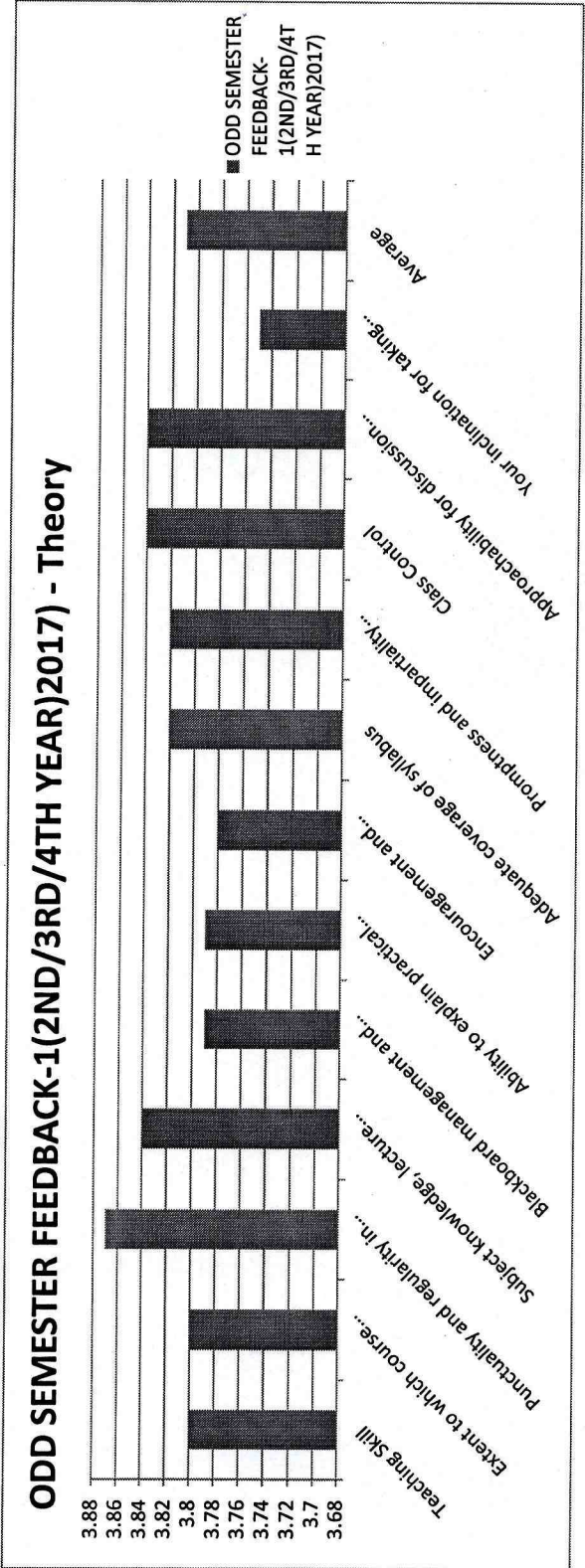
Feedback For Institute



Theory Paper

Feedback Skill	Extent to which course outcomes were discussed in the beginning of the session	Punctuality and regularity in conducting classes	Blackboard management and communication skills	Subject knowledge, lecture preparation and organization	Ability to explain practical relevance and recent developments in the subject area	Encouragement and motivation to interactive teaching	Adequate coverage of syllabus	Promptness and impartiality in assessment	Class Control	Approach and discussion for taking and interaction outside the class	Your inclination for taking another course from this teacher	Average
	3.8	3.87	3.84	3.79	3.79	3.78	3.82	3.82	3.84	3.84	3.75	3.81

ODD SEMESTER FEEDBACK-1(2ND/3RD/4TH YEAR)2017)





SHRI RAMDEOBABA COLLEGE OF ENGINEERING AND MANAGEMENT, NAGPUR

Katol Road, Nagpur, Maharashtra, India - 440 013.

Feedback Report

Feedback : ODD SEMESTER FEEDBACK-1(2ND/3RD/4TH YEAR)(2017)

Feedback For Institute

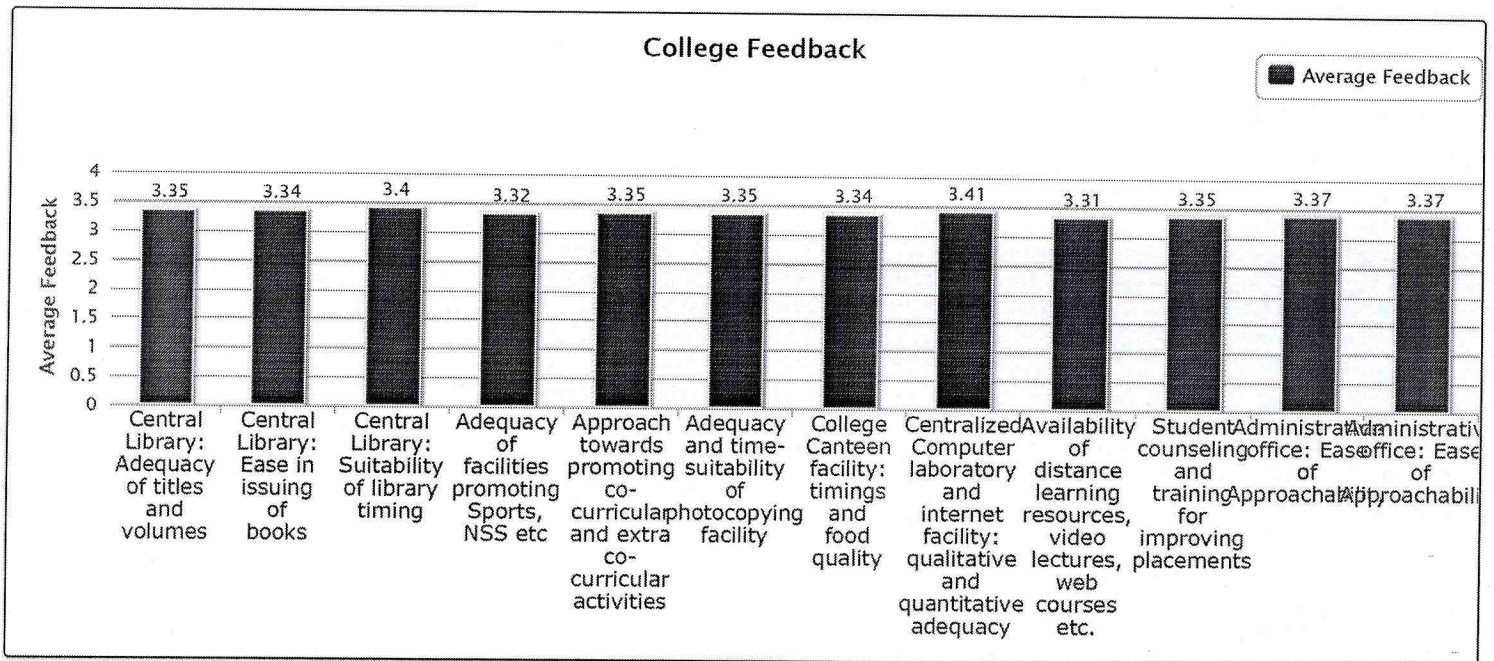
College Feedback	Total No of Respondent : 2480					Average / Percentage
	Excellent	Very Good	Good	Poor	Very Poor	
Central Library: Adequacy of titles and volumes	362 (0.73)	708 (1.43)	1002 (2.02)	246 (0.50)	162 (0.33)	3.35 (67.00 %)
Central Library: Ease in issuing of books	335 (0.68)	731 (1.47)	1019 (2.05)	239 (0.48)	155 (0.31)	3.34 (66.80 %)
Central Library: Suitability of library timing	366 (0.74)	752 (1.52)	1002 (2.02)	221 (0.45)	138 (0.28)	3.40 (68.00 %)
Adequacy of facilities promoting Sports, NSS etc	322 (0.65)	705 (1.42)	1058 (2.13)	244 (0.49)	149 (0.30)	3.32 (66.40 %)
Approach towards promoting co-curricular and extra co-curricular activities	336 (0.68)	723 (1.46)	1049 (2.11)	226 (0.46)	144 (0.29)	3.35 (67.00 %)
Adequacy and time-suitability of photocopying facility	339 (0.68)	700 (1.41)	1067 (2.15)	232 (0.47)	138 (0.28)	3.35 (67.00 %)
College Canteen facility: timings and food quality	340 (0.69)	712 (1.44)	1050 (2.12)	218 (0.44)	156 (0.31)	3.34 (66.80 %)
Centralized Computer laboratory and internet facility: qualitative and quantitative adequacy	362 (0.73)	771 (1.55)	1015 (2.05)	198 (0.40)	130 (0.26)	3.41 (68.20 %)
Availability of distance learning resources, video lectures, web courses etc.	329 (0.66)	678 (1.37)	1072 (2.16)	244 (0.49)	152 (0.31)	3.31 (66.20 %)
Student counseling and training for improving placements	347 (0.70)	688 (1.39)	1090 (2.20)	209 (0.42)	140 (0.28)	3.35 (67.00 %)
Administrative office: Ease of Approachability	360 (0.73)	696 (1.40)	1077 (2.17)	199 (0.40)	141 (0.28)	3.37 (67.40 %)
Administrative office: Ease of Approachability	357 (0.72)	707 (1.43)	1077 (2.17)	192 (0.39)	138 (0.28)	3.37 (67.40 %)
Average For College Feedback						3.36 (67.10 %)



Feedback Statistics Report
Feedback : ODD SEMESTER FEEDBACK-1(2ND/3RD/4TH YEAR)2017)

Feedback : ODD SEMESTER FEEDBACK-1(2ND/3RD/4TH YEAR)2017)

Feedback For Institute

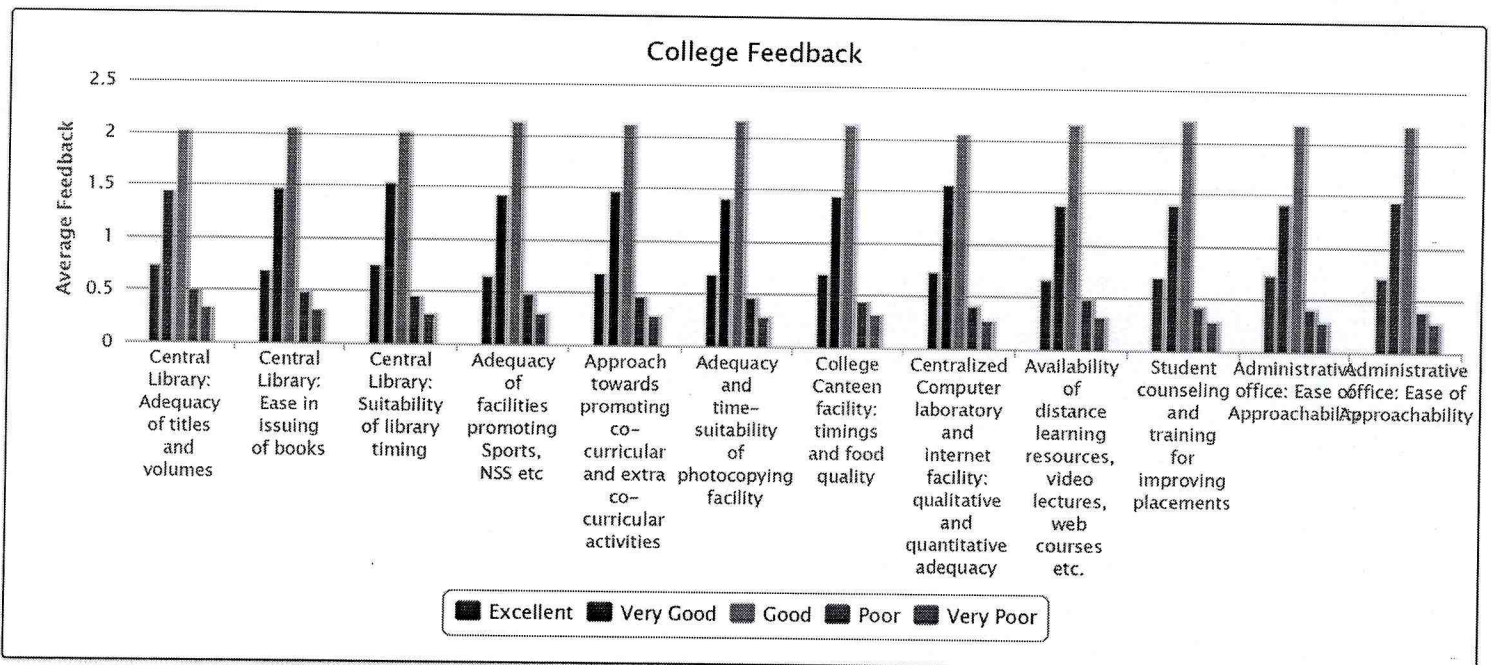




Feedback Statistics Report
Feedback : ODD SEMESTER FEEDBACK-1(2ND/3RD/4TH YEAR)2017)

Feedback : ODD SEMESTER FEEDBACK-1(2ND/3RD/4TH YEAR)2017)


Feedback For Institute



Theory Paper

Feedback	Teaching Skill	4.06	Extent to which course outcomes were discussed in the beginning of the session	4.01	Punctuality and regularity in conducting classes	4.13	Subject knowledge, lecture preparation and organization	4.1	Blackboard management and communication skills	4.01	Ability to explain practical relevance and developments in the subject area	4	Encouragement and motivation to interactive teaching	4.02	Adequate coverage of syllabus	4.01	Promptness and impartiality in assessment	4.01	Class Control	4.07	Approach ability for discussion and interaction outside the class	4.02	Your inclination for taking another course from this teacher	3.97	Average	4.03
ODD SEMESTER FEEDBACK-1(PG SEM-1) 2017																										


ODD SEMESTER FEEDBACK-1(PG SEM-1) 2017 - Theory



Practical Paper

Feedback	Selection of experiments/ programming assignment/ case study were commensurate with the theory	3.47	Experiments/ programming assignment/ case study were leading towards proper conclusion/ interpretation	3.49	Teacher helped in understanding the experimental observations/ logic of the program/ case study/ field study	3.49	Experimental setup was well maintained and operational/ software provided for executing the program was proper	3.43	Precise, updated and self-explanatory manuals were provided	3.41	Teacher did assessment of experiments and journal regularly	3.48	Overall impression regarding the usefulness of the entire lab session in clarifying the student's theoretical knowledge	3.51	Average	3.47
ODD SEMESTER FEEDBACK-1(PG SEM-1) 2017																

ODD SEMESTER FEEDBACK-1(PG SEM-1) 2017 - Practical





SHRI RAMDEOBABA COLLEGE OF ENGINEERING AND MANAGEMENT, NAGPUR

Katol Road, Nagpur, Maharashtra, India - 440 013.

Feedback Report Feedback : ODD SEMESTER FEEDBACK-1(PG SEM-1) 2017 Feedback For Institute

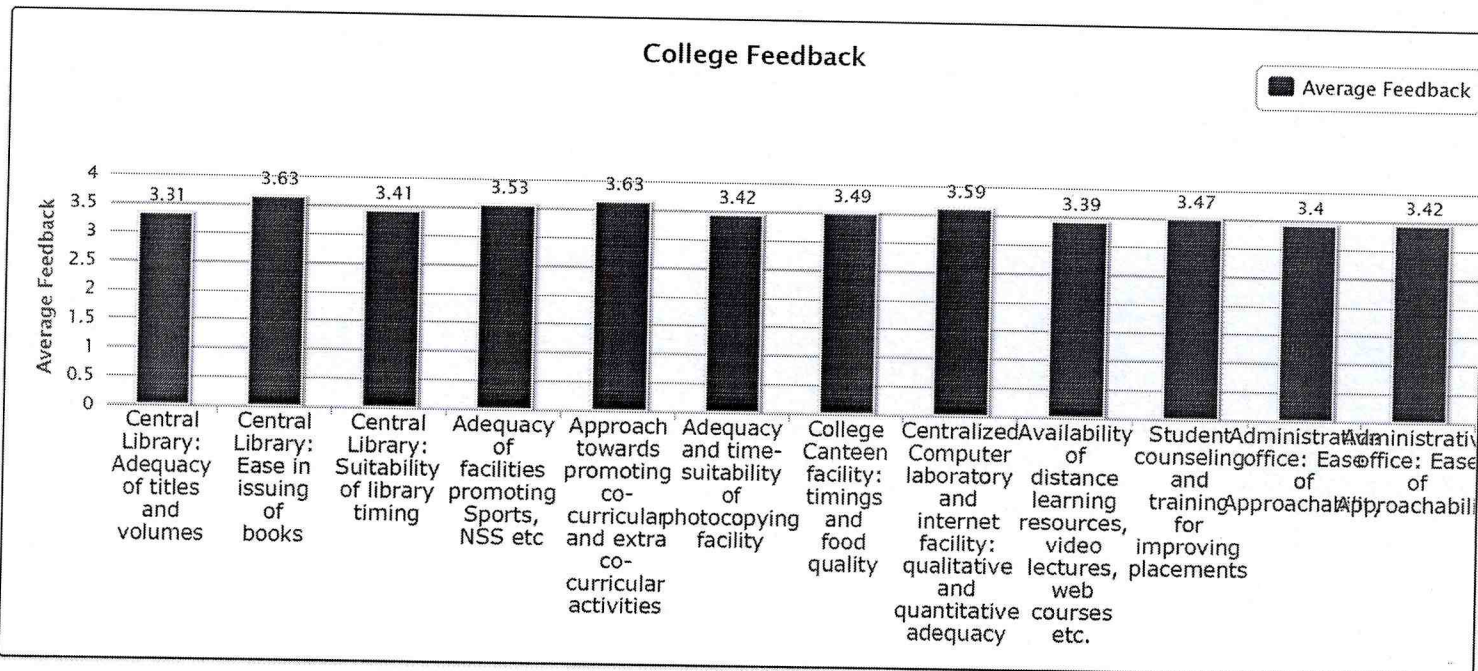
College Feedback	Total No of Respondent : 328					Average / Percentage
	Excellent	Very Good	Good	Poor	Very Poor	
Central Library: Adequacy of titles and volumes	44 (0.67)	82 (1.25)	148 (2.26)	40 (0.61)	14 (0.21)	3.31 (66.20 %)
Central Library: Ease in issuing of books	70 (1.07)	106 (1.62)	121 (1.84)	21 (0.32)	10 (0.15)	3.63 (72.60 %)
Central Library: Suitability of library timing	58 (0.88)	75 (1.14)	153 (2.33)	28 (0.43)	14 (0.21)	3.41 (68.20 %)
Adequacy of facilities promoting Sports, NSS etc	46 (0.70)	106 (1.62)	157 (2.39)	14 (0.21)	5 (0.08)	3.53 (70.60 %)
Approach towards promoting co-curricular and extra co-curricular activities	53 (0.81)	122 (1.86)	135 (2.06)	15 (0.23)	3 (0.05)	3.63 (72.60 %)
Adequacy and time-suitability of photocopying facility	38 (0.58)	101 (1.54)	154 (2.35)	32 (0.49)	3 (0.05)	3.42 (68.40 %)
College Canteen facility: timings and food quality	51 (0.78)	109 (1.66)	129 (1.97)	28 (0.43)	11 (0.17)	3.49 (69.80 %)
Centralized Computer laboratory and internet facility: qualitative and quantitative adequacy	54 (0.82)	118 (1.80)	125 (1.91)	28 (0.43)	3 (0.05)	3.59 (71.80 %)
Availability of distance learning resources, video lectures, web courses etc.	42 (0.64)	90 (1.37)	152 (2.32)	41 (0.63)	3 (0.05)	3.39 (67.80 %)
Student counseling and training for improving placements	39 (0.59)	106 (1.62)	156 (2.38)	25 (0.38)	2 (0.03)	3.47 (69.40 %)
Administrative office: Ease of Approachability	32 (0.49)	102 (1.55)	167 (2.55)	20 (0.30)	7 (0.11)	3.40 (68.00 %)
Administrative office: Ease of Approachability	35 (0.53)	101 (1.54)	166 (2.53)	20 (0.30)	6 (0.09)	3.42 (68.40 %)
Average For College Feedback						3.47 (69.48 %)



Feedback Statistics Report
Feedback : ODD SEMESTER FEEDBACK-1(PG SEM-1) 2017

Feedback : ODD SEMESTER FEEDBACK-1(PG SEM-1) 2017

Feedback For Institute

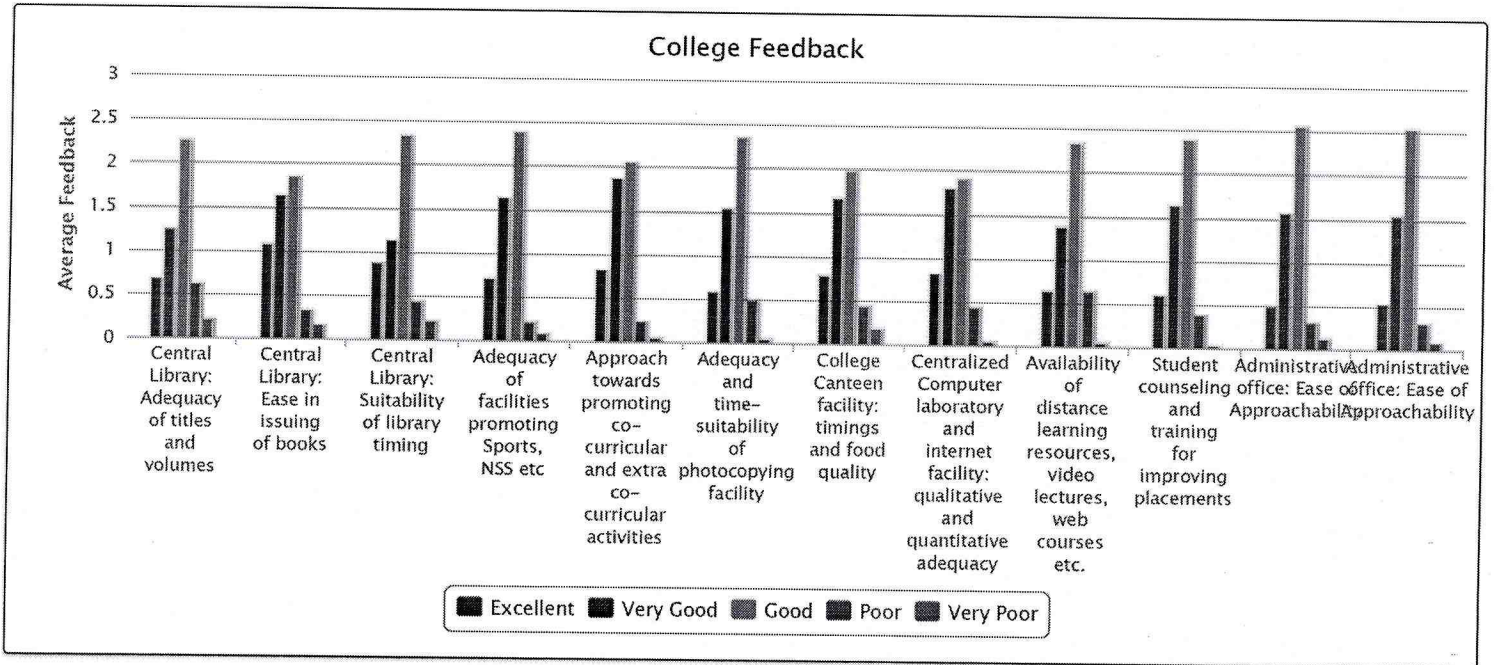




Feedback Statistics Report
Feedback : ODD SEMESTER FEEDBACK-1(PG SEM-1) 2017

Feedback : ODD SEMESTER FEEDBACK-1(PG SEM-1) 2017

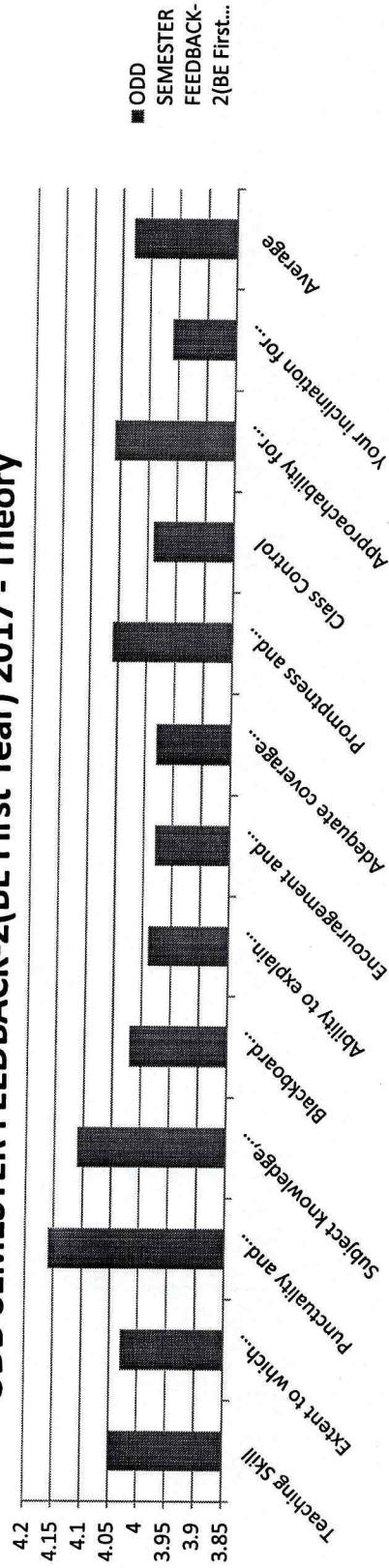
Feedback For Institute



Theory Paper

Teaching Skill	4.05	Extent to which course outcomes were discussed in the beginning of the session	4.03	4.16	Subject knowledge, lecture preparation and organization	4.11	Blackboard management and communication skills	4.02	3.99	Ability to explain practical relevance and recent developments in the subject area	3.98	Encouragement and motivation to interactive teaching	3.98	Adequate coverage of syllabus	4.06	Promptness and impartiality in assessment	4.06	Class Control	3.99	Approach ability for discussion and interaction outside the class	4.06	Your inclination for taking another course from this teacher	3.96	Average	4.03
ODD SEMESTER FEEDBACK-2(BE First Year) 2017																									

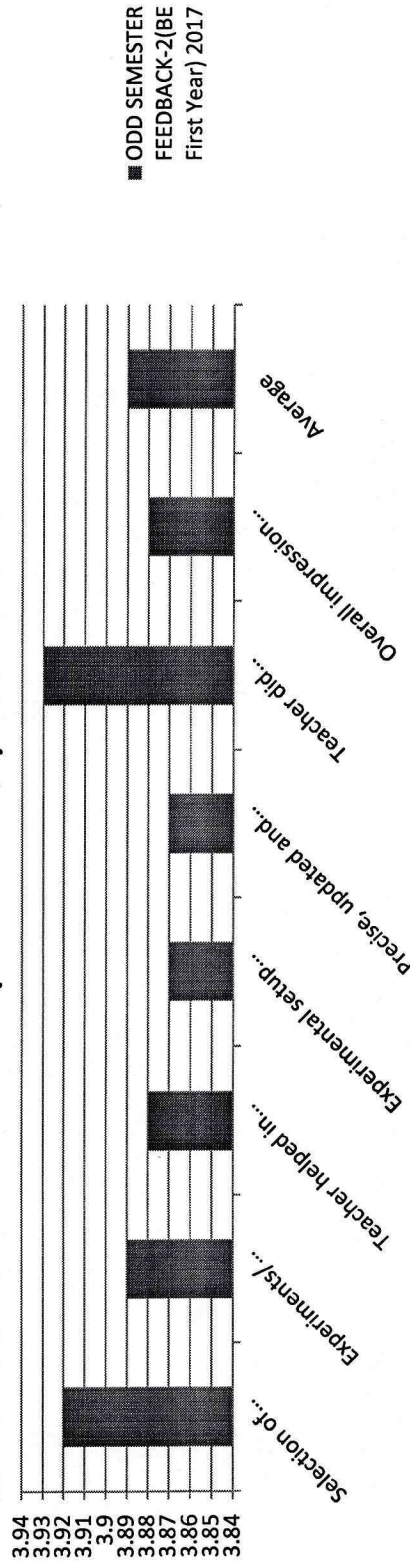
ODD SEMESTER FEEDBACK-2(BE First Year) 2017 - Theory



Practical Paper

Feedback	Selection of experiments/ programming assignment/ case study were commensurate with the theory	3.92	Experiments/ programming assignment/ case study were leading towards proper conclusion/ interpretation	3.89	Teacher helped in understanding the experimental observations/ logic of the program/ case study/ field study	3.88	Experimental setup was well maintained and operational/ software provided for executing the program was proper	3.87	Precise, updated and self-explanatory manuals were provided	3.87	Teacher did assessment of experiments and journal regularly	3.93	Overall impression regarding the usefulness of the entire lab session in clarifying the student's theoretical knowledge	3.88	Average	3.89
ODD SEMESTER FEEDBACK-2(BE First Year) 2017																

ODD SEMESTER FEEDBACK-2(BE First Year) 2017 - Practical





SHRI RAMDEOBABA COLLEGE OF ENGINEERING AND MANAGEMENT, NAGPUR

Katol Road, Nagpur, Maharashtra, India - 440 013.

Feedback Report

Feedback : ODD SEMESTER FEEDBACK-2(BE First Year) 2017
Feedback For Institute

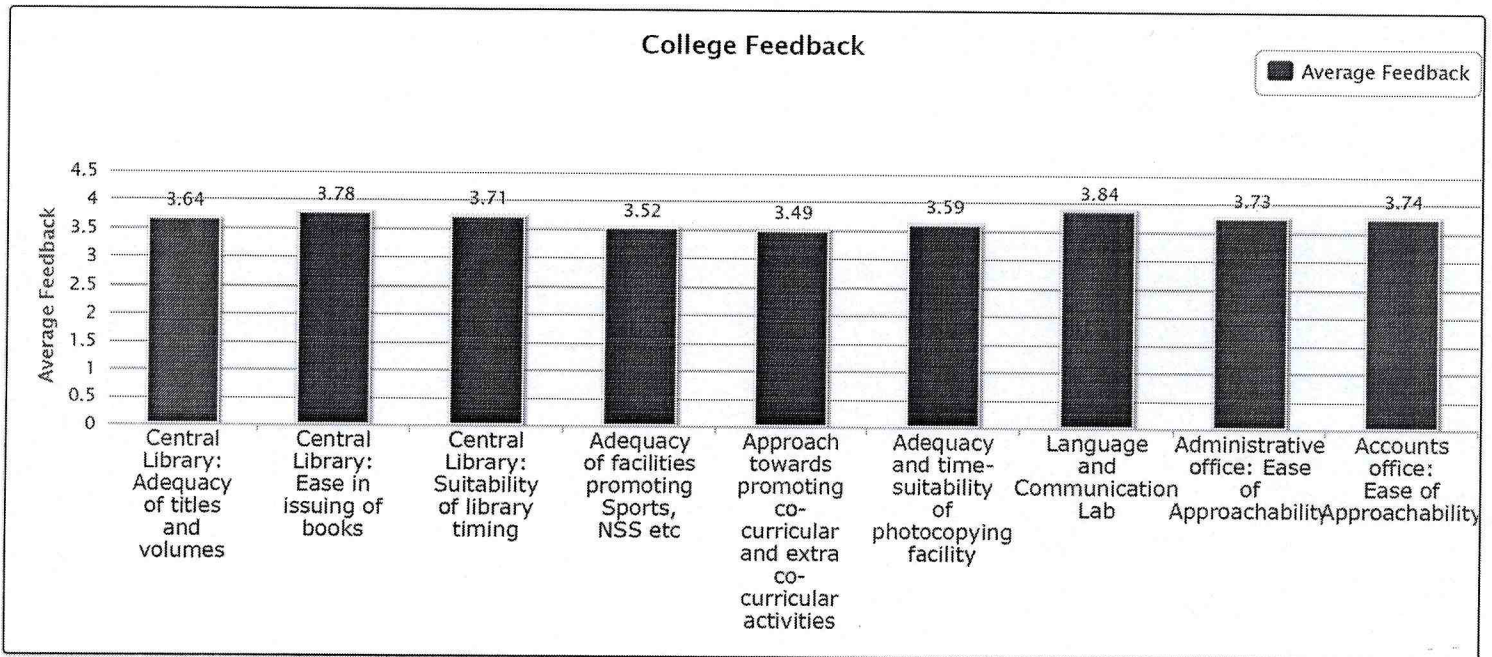
College Feedback	Total No of Respondent : 600					Average / Percentage
	Excellent	Very Good	Good	Poor	Very Poor	
Central Library: Adequacy of titles and volumes	136 (1.13)	191 (1.59)	207 (1.73)	50 (0.42)	16 (0.13)	3.64 (72.80 %)
Central Library: Ease in issuing of books	174 (1.45)	188 (1.57)	187 (1.56)	33 (0.28)	18 (0.15)	3.78 (75.60 %)
Central Library: Suitability of library timing	159 (1.33)	183 (1.53)	203 (1.69)	37 (0.31)	18 (0.15)	3.71 (74.20 %)
Adequacy of facilities promoting Sports, NSS etc	126 (1.05)	176 (1.47)	207 (1.73)	67 (0.56)	24 (0.20)	3.52 (70.40 %)
Approach towards promoting co-curricular and extra co-curricular activities	130 (1.08)	174 (1.45)	191 (1.59)	70 (0.58)	35 (0.29)	3.49 (69.80 %)
Adequacy and time-suitability of photocopying facility	128 (1.07)	182 (1.52)	221 (1.84)	54 (0.45)	15 (0.13)	3.59 (71.80 %)
Language and Communication Lab	170 (1.42)	202 (1.68)	199 (1.66)	18 (0.15)	11 (0.09)	3.84 (76.80 %)
Administrative office: Ease of Approachability	154 (1.28)	196 (1.63)	198 (1.65)	35 (0.29)	17 (0.14)	3.73 (74.60 %)
Accounts office: Ease of Approachability	155 (1.29)	192 (1.60)	207 (1.73)	33 (0.28)	13 (0.11)	3.74 (74.80 %)
Average For College Feedback						3.67 (73.42 %)



Feedback Statistics Report
Feedback : ODD SEMESTER FEEDBACK-2(BE First Year) 2017

Feedback : ODD SEMESTER FEEDBACK-2(BE First Year) 2017

Feedback For Institute

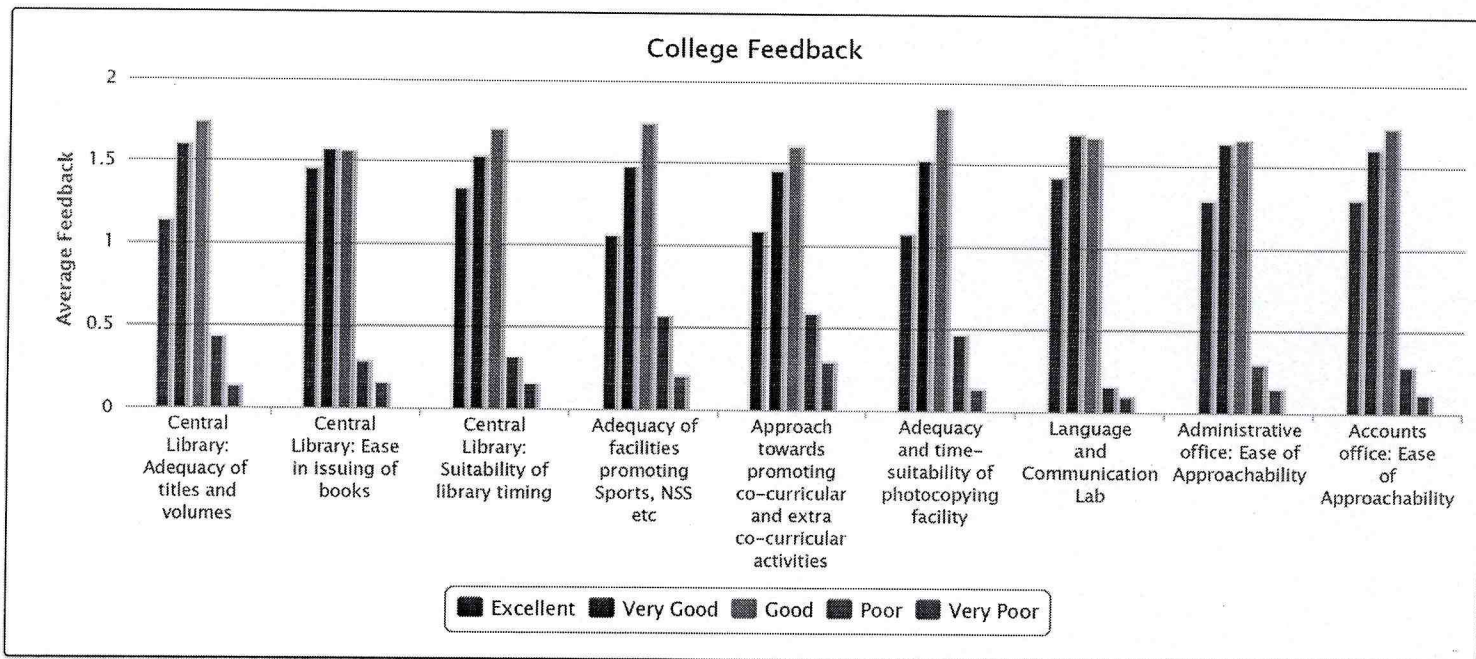




Feedback Statistics Report
Feedback : ODD SEMESTER FEEDBACK-2(BE First Year) 2017

Feedback : ODD SEMESTER FEEDBACK-2(BE First Year) 2017


Feedback For Institute



Theory Paper

Feedback	Teaching Skill	Extent to which course outcomes were discussed in the beginning of the session	Punctuality and regularity in conducting classes	Subject knowledge, lecture preparation and organization	Blackboard management and communication skills	Ability to explain practical relevance and recent developments in the subject area	Encouragement and motivation to interactive teaching	Adequate coverage of syllabus	Promptness and impartiality in assessment	Class Control	Approach ability for discussion and interaction outside the class	Your inclination for taking another course from this teacher	Average
ODD SEMESTER FEEDBACK-2(BE 2ND/3RD /4TH YEAR, ALL PG) 2017	3.83	3.81	3.84	3.83	3.8	3.79	3.8	3.79	3.83	3.82	3.84	3.79	3.81

ODD SEMESTER FEEDBACK-2(BE 2ND/3RD/4TH YEAR, ALL PG) 2017 - Theory

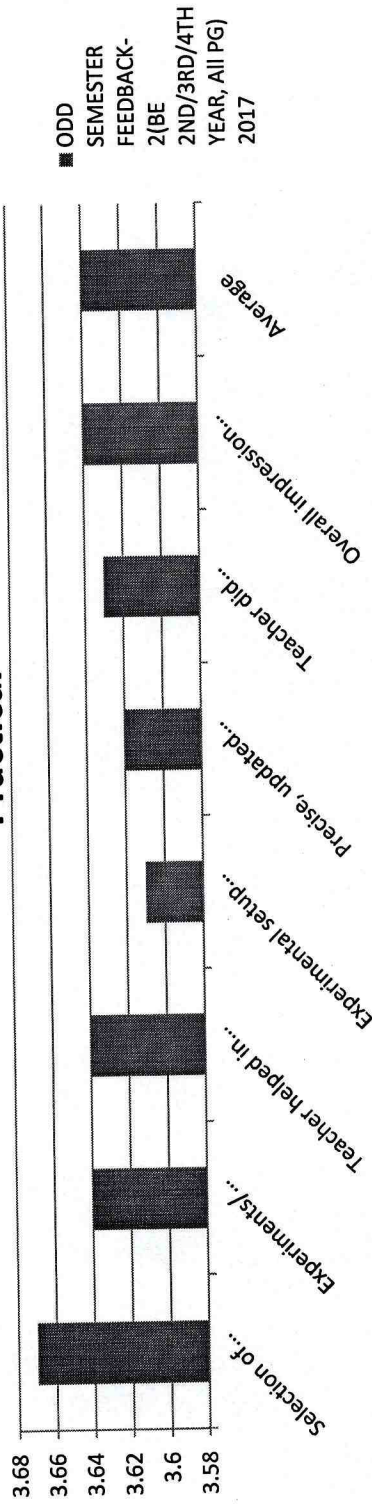


Practical Paper

Feedback	Selection of experiments/ programming assignment/ case study were commensurate with the theory	3.67	Experiments/ programming assignment/ case study were leading towards proper conclusion/ interpretation	3.64	Teacher helped in understanding the experimental observations/ logic of the program/ case study/ field study	3.64	Experimental setup was well maintained and operational/ software provided for executing the program was proper	3.61	Precise, updated and self-explanatory manuals were provided	3.62	Teacher did assessment of experiments and journal regularly	3.63	Overall impression regarding the usefulness of the entire lab session in clarifying the student's theoretical knowledge	3.64	Average	3.64
ODD SEMESTER FEEDBACK-2(BE 2ND/3RD/4TH YEAR, ALL PG) 2017																

ODD SEMESTER FEEDBACK-2(BE 2ND/3RD/4TH YEAR, ALL PG) 2017

- Practical





SHRI RAMDEOBABA COLLEGE OF ENGINEERING AND MANAGEMENT, NAGPUR

Katol Road, Nagpur, Maharashtra, India - 440 013.

Feedback Report

Feedback : ODD SEMESTER FEEDBACK-2(BE 2ND/3RD/4TH YEAR, AII PG) 2017

Feedback For Institute

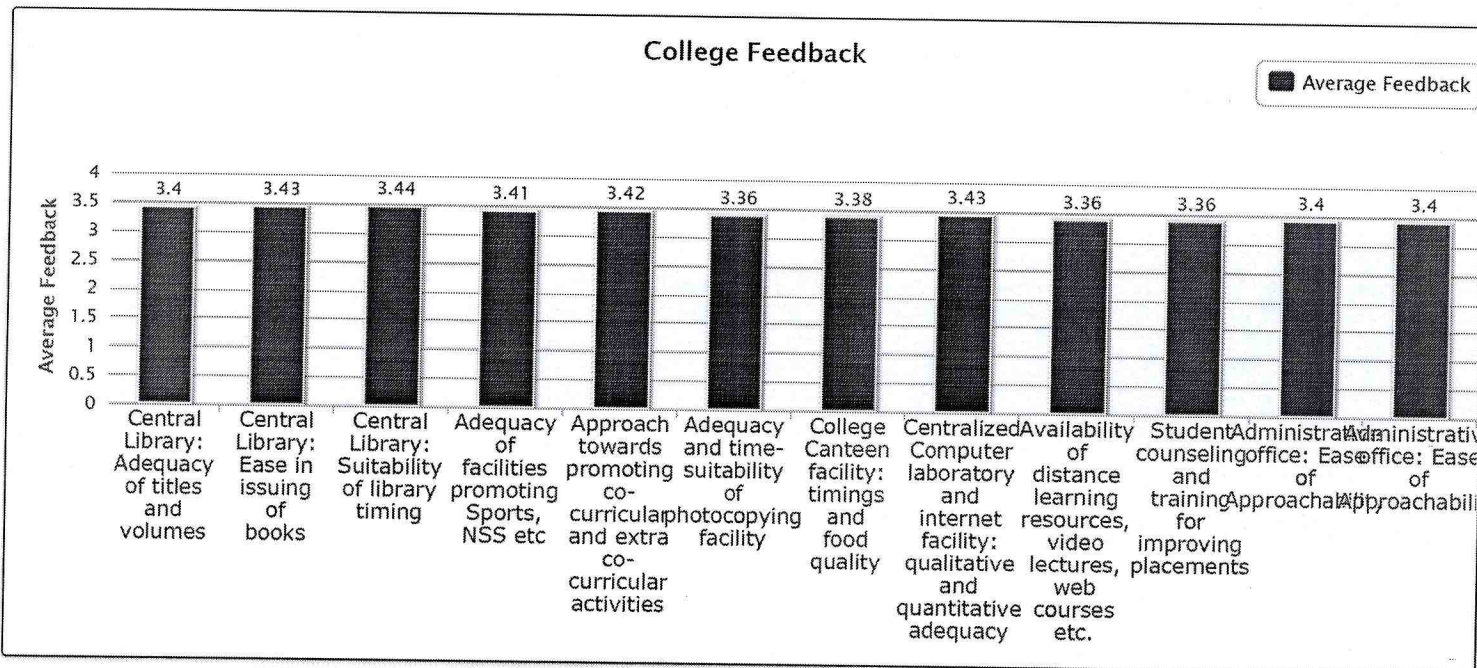
College Feedback	Total No of Respondent : 2818					Average / Percentage
	Excellent	Very Good	Good	Poor	Very Poor	
Central Library: Adequacy of titles and volumes	429 (0.76)	834 (1.48)	1163 (2.06)	225 (0.40)	167 (0.30)	3.40 (68.00 %)
Central Library: Ease in issuing of books	435 (0.77)	864 (1.53)	1150 (2.04)	215 (0.38)	154 (0.27)	3.43 (68.60 %)
Central Library: Suitability of library timing	430 (0.76)	838 (1.49)	1216 (2.16)	198 (0.35)	136 (0.24)	3.44 (68.80 %)
Adequacy of facilities promoting Sports, NSS etc	407 (0.72)	833 (1.48)	1215 (2.16)	223 (0.40)	140 (0.25)	3.41 (68.20 %)
Approach towards promoting co-curricular and extra co-curricular activities	416 (0.74)	852 (1.51)	1196 (2.12)	213 (0.38)	141 (0.25)	3.42 (68.40 %)
Adequacy and time-suitability of photocopying facility	389 (0.69)	797 (1.41)	1225 (2.17)	255 (0.45)	152 (0.27)	3.36 (67.20 %)
College Canteen facility: timings and food quality	413 (0.73)	799 (1.42)	1217 (2.16)	234 (0.42)	155 (0.28)	3.38 (67.60 %)
Centralized Computer laboratory and internet facility: qualitative and quantitative adequacy	426 (0.76)	847 (1.50)	1199 (2.13)	214 (0.38)	132 (0.23)	3.43 (68.60 %)
Availability of distance learning resources, video lectures, web courses etc.	399 (0.71)	786 (1.39)	1224 (2.17)	250 (0.44)	159 (0.28)	3.36 (67.20 %)
Student counseling and training for improving placements	398 (0.71)	769 (1.36)	1248 (2.21)	243 (0.43)	160 (0.28)	3.36 (67.20 %)
Administrative office: Ease of Approachability	401 (0.71)	833 (1.48)	1226 (2.18)	218 (0.39)	140 (0.25)	3.40 (68.00 %)
Administrative office: Ease of Approachability	398 (0.71)	838 (1.49)	1223 (2.17)	216 (0.38)	143 (0.25)	3.40 (68.00 %)
Average For College Feedback					3.40	(67.98 %)



Feedback Statistics Report
Feedback : ODD SEMESTER FEEDBACK-2(BE 2ND/3RD/4TH YEAR, All PG) 2017

Feedback : ODD SEMESTER FEEDBACK-2(BE 2ND/3RD/4TH YEAR, All PG) 2017

Feedback For Institute

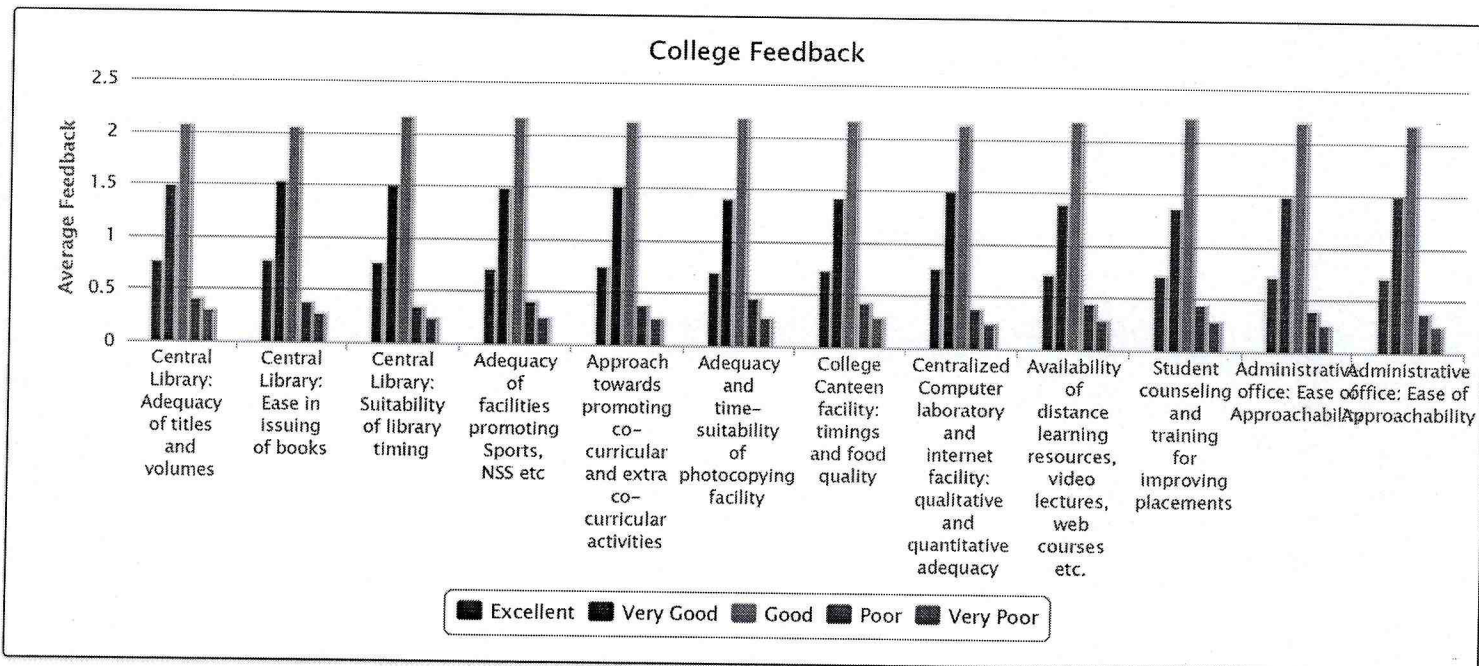




Feedback Statistics Report
Feedback : ODD SEMESTER FEEDBACK-2(BE 2ND/3RD/4TH YEAR, All PG) 2017

Feedback : ODD SEMESTER FEEDBACK-2(BE 2ND/3RD/4TH YEAR, All PG) 2017

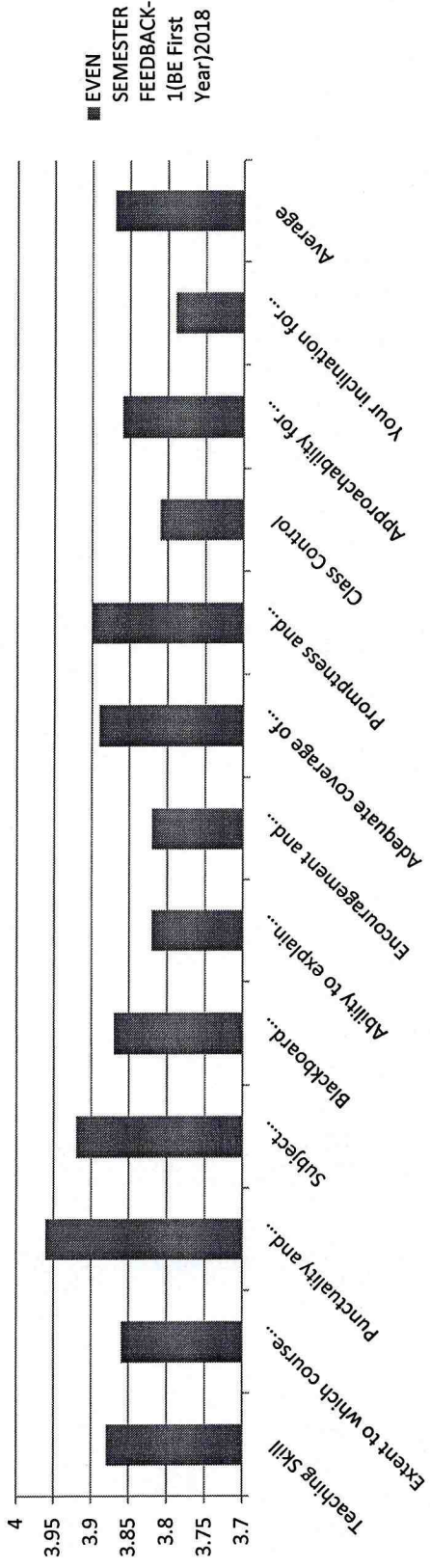
Feedback For Institute



**EVEN SEMESTER
FEEDBACK 1 & FEEDBACK 2**

Theory Paper													
Feedback	Teaching Skill	Extent to which course outcomes were discussed in the beginning of the session	Punctuality and regularity in conducting classes	Subject knowledge, lecture preparation and organization	Blackboard management and communication skills	Ability to explain practical relevance and recent developments in the subject area	Encouragement and motivation to interactive teaching	Adequate coverage of syllabus	Promptness and impartiality in assessment	Class Control	Approachability for discussion and interaction outside the class	Your inclination for taking another course from this teacher	Average
	3.88	3.86	3.96	3.92	3.87	3.82	3.82	3.89	3.9	3.81	3.86	3.79	3.87
EVEN SEMESTER FEEDBACK-1(BE First Year)2018													

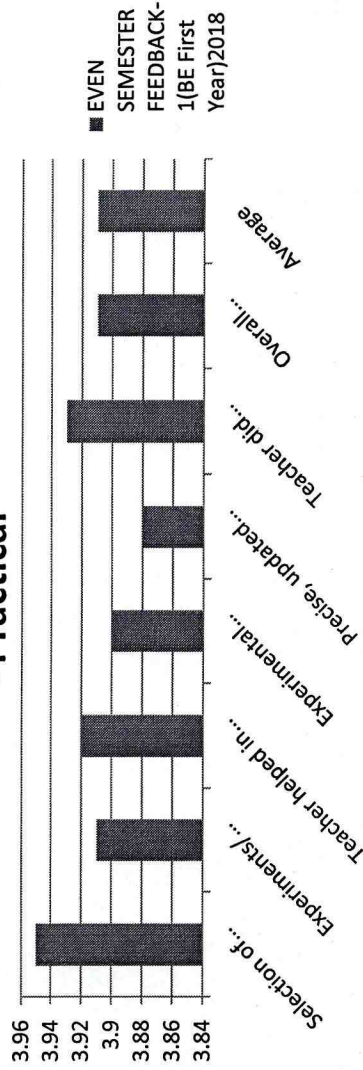
EVEN SEMESTER FEEDBACK-1(BE First Year)2018 - Theory



Practical Paper	Selection of experiments / programing assignment/ case study were commensurate with the theory	Experiments / programing assignment/ case study were leading towards proper conclusion/ interpretation	Teacher helped in understanding the experiments/ observations/ logic of the program/ case study/ field study	Experiment setup was well maintained and operational/ software provided for executing the program was proper	Precise, self-explanatory manuals were provided	Teacher did assessment of experiments and journal regularly	Overall impression regarding the usefulness of the entire lab session in clarifying the student's theoretical knowledge	Average
Practical Paper Feedback								
EVEN SEMESTER FEEDBACK-1(BE First Year)2018	3.95	3.91	3.92	3.9	3.88	3.93	3.91	3.91

EVEN SEMESTER FEEDBACK-1(BE First Year)2018

- Practical





SHRI RAMDEOBABA COLLEGE OF ENGINEERING AND MANAGEMENT, NAGPUR

Katol Road, Nagpur, Maharashtra, India - 440 013.

Feedback Report

Feedback : EVEN SEMESTER FEEDBACK-1(BE First Year)2018

Feedback For Institute

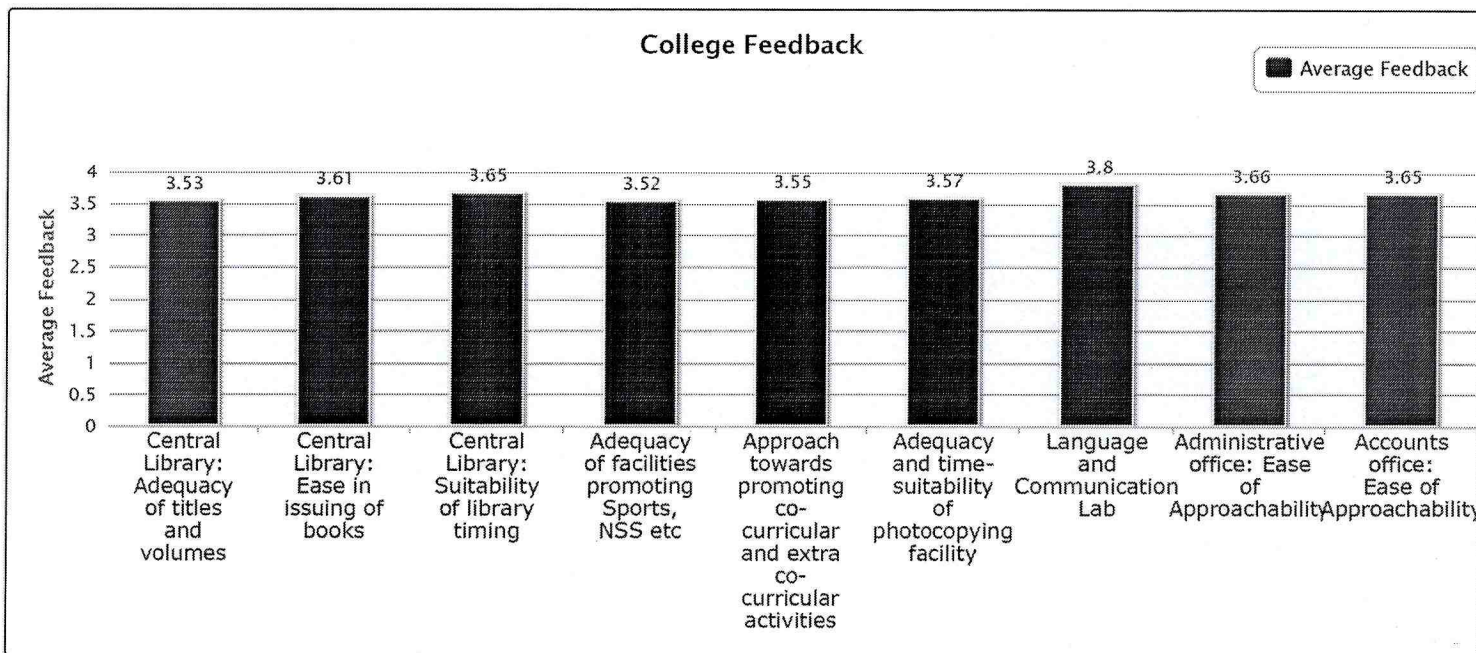
College Feedback	Total No of Respondent : 636					Average / Percentage
	Excellent	Very Good	Good	Poor	Very Poor	
Central Library: Adequacy of titles and volumes	129 (1.01)	185 (1.45)	241 (1.89)	58 (0.46)	23 (0.18)	3.53 (70.60 %)
Central Library: Ease in issuing of books	135 (1.06)	209 (1.64)	218 (1.71)	54 (0.42)	20 (0.16)	3.61 (72.20 %)
Central Library: Suitability of library timing	143 (1.12)	201 (1.58)	234 (1.84)	44 (0.35)	14 (0.11)	3.65 (73.00 %)
Adequacy of facilities promoting Sports, NSS etc	124 (0.97)	192 (1.51)	235 (1.85)	58 (0.46)	27 (0.21)	3.52 (70.40 %)
Approach towards promoting co-curricular and extra co-curricular activities	131 (1.03)	188 (1.48)	241 (1.89)	54 (0.42)	22 (0.17)	3.55 (71.00 %)
Adequacy and time-suitability of photocopying facility	128 (1.01)	189 (1.49)	254 (2.00)	47 (0.37)	18 (0.14)	3.57 (71.40 %)
Language and Communication Lab	163 (1.28)	228 (1.79)	210 (1.65)	26 (0.20)	9 (0.07)	3.80 (76.00 %)
Administrative office: Ease of Approachability	129 (1.01)	222 (1.75)	236 (1.86)	37 (0.29)	12 (0.09)	3.66 (73.20 %)
Accounts office: Ease of Approachability	133 (1.05)	207 (1.63)	247 (1.94)	36 (0.28)	13 (0.10)	3.65 (73.00 %)
Average For College Feedback					3.62 (72.31 %)	



Feedback Statistics Report
Feedback : EVEN SEMESTER FEEDBACK-1(BE First Year)2018

Feedback : EVEN SEMESTER FEEDBACK-1(BE First Year)2018

Feedback For Institute

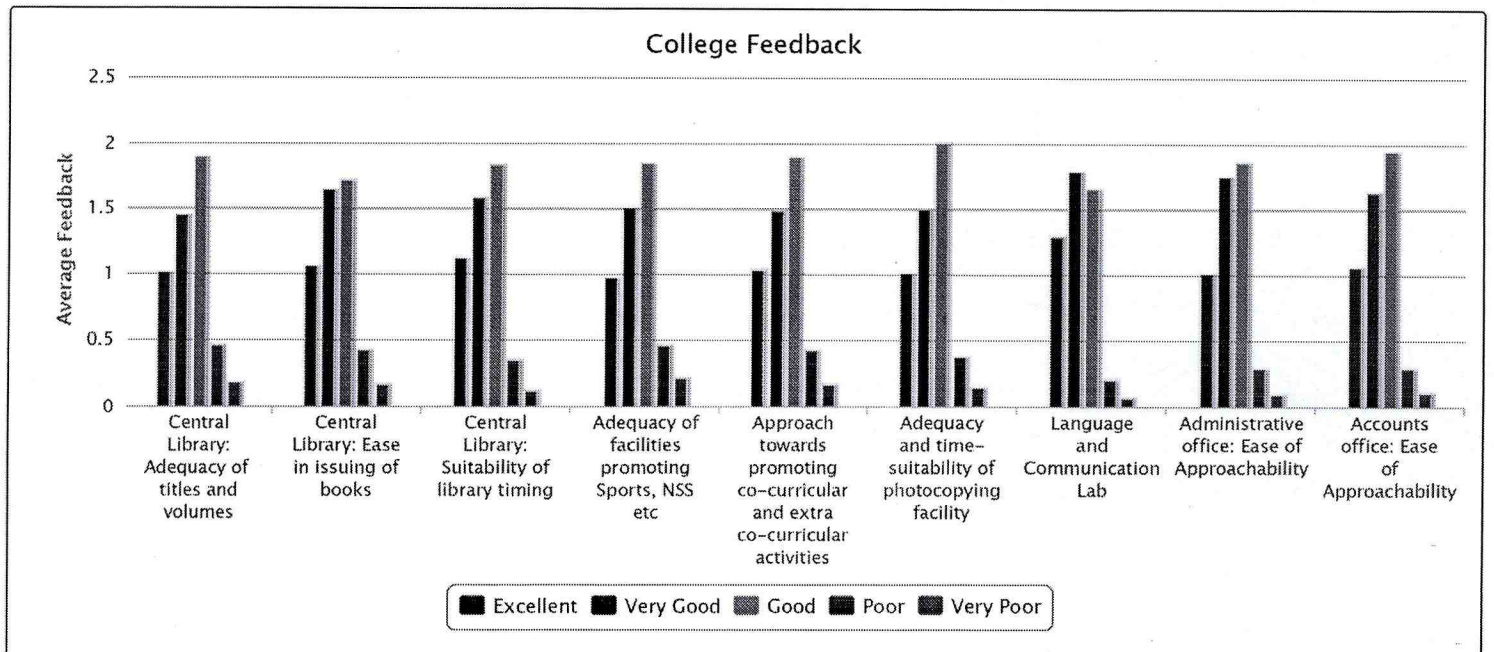




Feedback Statistics Report
Feedback : EVEN SEMESTER FEEDBACK-1(BE First Year)2018

Feedback : EVEN SEMESTER FEEDBACK-1(BE First Year)2018


Feedback For Institute



Theory Paper

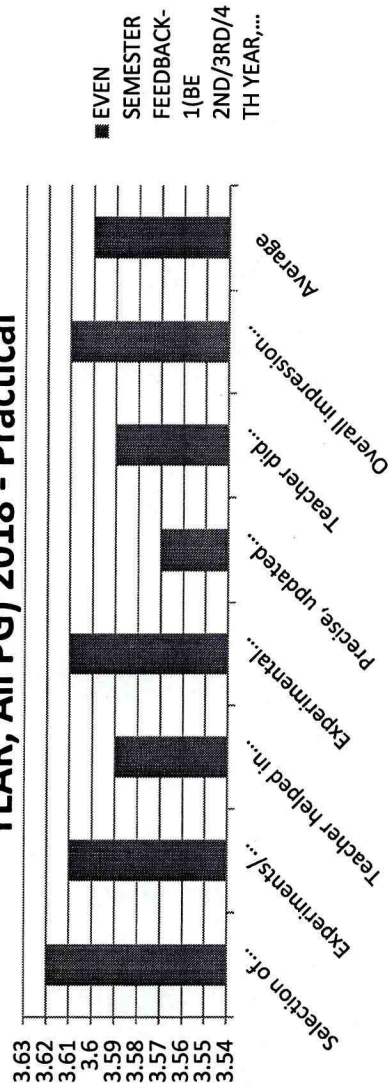
Feedback	Teaching Skill	Extent to which course outcomes were discussed in the beginning of the session	Punctuality and regularity in conducting classes	Subject knowledge, lecture preparation and organization	Blackboard management and communication skills	Ability to explain practical relevance and recent developments in the subject area	Encouragement and motivation to interactive teaching	Adequate coverage of syllabus	Promptness and impartiality in assessment	Class Control	Approachability for discussion and interaction outside the class	Your inclination for taking another course from this teacher	Average
EVEN SEMESTER FEEDBACK-1(BE 2ND/3RD/4TH YEAR, ALL PG) 2018		3.91	3.93	3.92	3.91	3.91	3.92	3.91	3.94	3.92	3.92	3.89	3.92

EVEN SEMESTER FEEDBACK-1(BE 2ND/3RD/4TH YEAR, ALL PG) 2018 - Theory



Practical Paper Feedback		Selection of experiments / program / assignment / case study were commensurate with the theory	Experiments / program / assignment / case study were leading towards proper conclusion / interpretation	Teacher helped in understanding the experiments / observation / logic of the program / case study / field study	Experimental setup was well maintained and operational / software provided for executing the program was proper	Precise, self-explanatory manuals were provided	Teacher did assessment of experiments and journal regularly	Overall impression regarding the usefulness of the entire lab session in clarifying the student's theoretical knowledge	Average
		3.62	3.61	3.59	3.61	3.57	3.59	3.61	3.6
EVEN SEMESTER FEEDBACK-1(BE 2ND/3RD/4TH YEAR, ALL PG) 2018									

EVEN SEMESTER FEEDBACK-1(BE 2ND/3RD/4TH YEAR, ALL PG) 2018 - Practical





SHRI RAMDEOBABA COLLEGE OF ENGINEERING AND MANAGEMENT, NAGPUR

Katol Road, Nagpur, Maharashtra, India - 440 013.

Feedback Report

Feedback : EVEN SEMESTER FEEDBACK-1(BE 2ND/3RD/4TH YEAR, AII PG) 2018

Feedback For Institute

College Feedback	Total No of Respondent : 1898					Average / Percentage
	Excellent	Very Good	Good	Poor	Very Poor	
Central Library: Adequacy of titles and volumes	282 (0.74)	505 (1.33)	764 (2.01)	204 (0.54)	143 (0.38)	3.31 (66.20 %)
Central Library: Ease in issuing of books	289 (0.76)	542 (1.43)	742 (1.95)	170 (0.45)	155 (0.41)	3.34 (66.80 %)
Central Library: Suitability of library timing	283 (0.75)	528 (1.39)	795 (2.09)	162 (0.43)	130 (0.34)	3.35 (67.00 %)
Adequacy of facilities promoting Sports, NSS etc	268 (0.71)	510 (1.34)	820 (2.16)	183 (0.48)	117 (0.31)	3.33 (66.60 %)
Approach towards promoting co-curricular and extra co-curricular activities	282 (0.74)	524 (1.38)	772 (2.03)	205 (0.54)	115 (0.30)	3.34 (66.80 %)
Adequacy and time-suitability of photocopying facility	267 (0.70)	546 (1.44)	790 (2.08)	170 (0.45)	125 (0.33)	3.35 (67.00 %)
College Canteen facility: timings and food quality	280 (0.74)	549 (1.45)	779 (2.05)	174 (0.46)	116 (0.31)	3.37 (67.40 %)
Centralized Computer laboratory and internet facility: qualitative and quantitative adequacy	299 (0.79)	544 (1.43)	795 (2.09)	152 (0.40)	108 (0.28)	3.41 (68.20 %)
Availability of distance learning resources, video lectures, web courses etc.	287 (0.76)	509 (1.34)	794 (2.09)	196 (0.52)	112 (0.30)	3.35 (67.00 %)
Student counseling and training for improving placements	279 (0.73)	550 (1.45)	796 (2.10)	155 (0.41)	118 (0.31)	3.38 (67.60 %)
Administrative office: Ease of Approachability	284 (0.75)	523 (1.38)	833 (2.19)	151 (0.40)	107 (0.28)	3.38 (67.60 %)
Administrative office: Ease of Approachability	284 (0.75)	541 (1.43)	818 (2.15)	152 (0.40)	103 (0.27)	3.40 (68.00 %)
Average For College Feedback						3.36 (67.18 %)

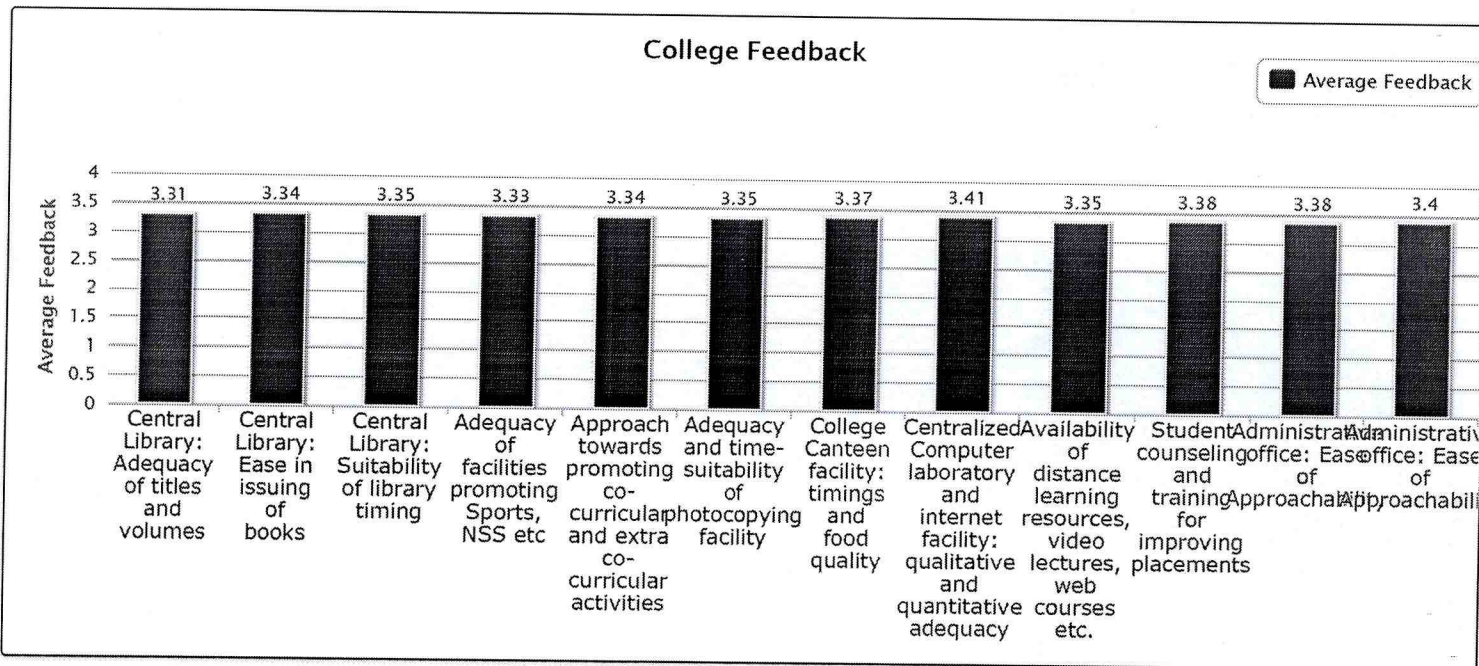


Feedback Statistics Report

Feedback : EVEN SEMESTER FEEDBACK-1(BE 2ND/3RD/4TH YEAR, All PG) 2018

Feedback : EVEN SEMESTER FEEDBACK-1(BE 2ND/3RD/4TH YEAR, All PG) 2018

Feedback For Institute

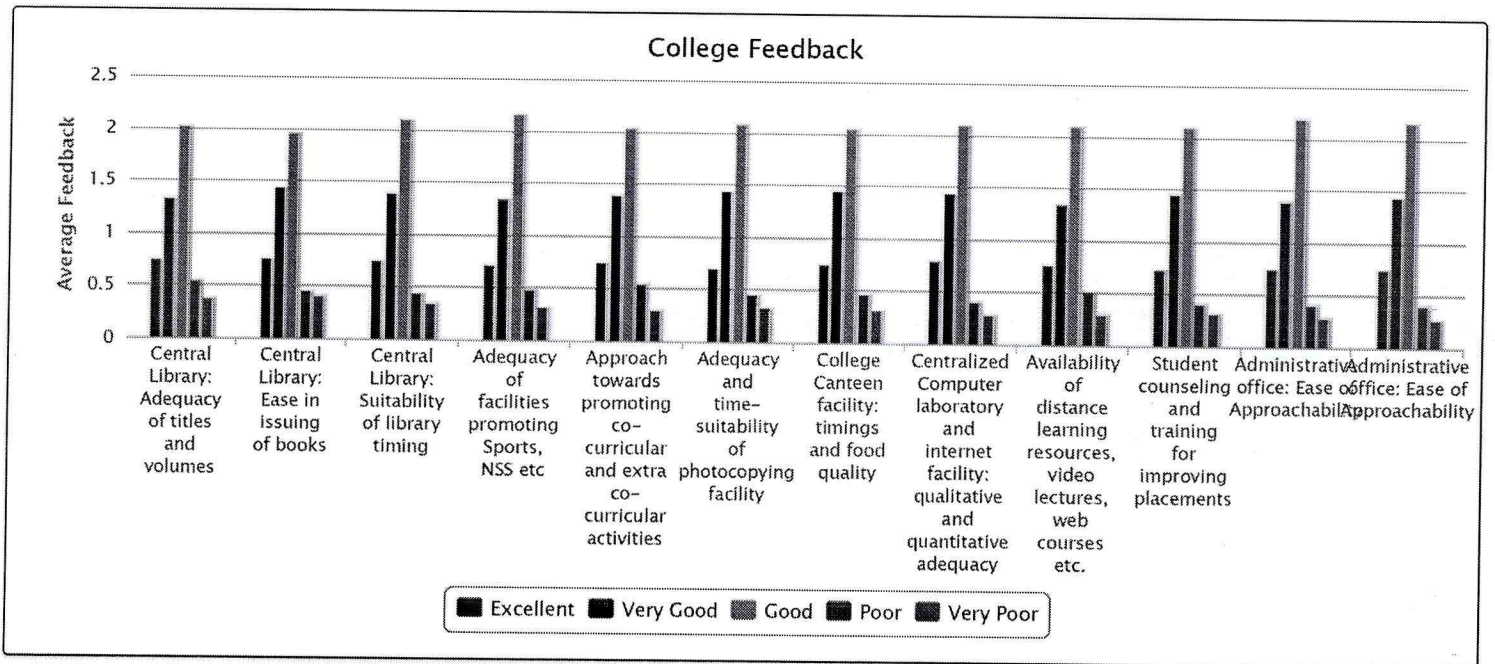




Feedback Statistics Report
Feedback : EVEN SEMESTER FEEDBACK-1(BE 2ND/3RD/4TH YEAR, All PG) 2018

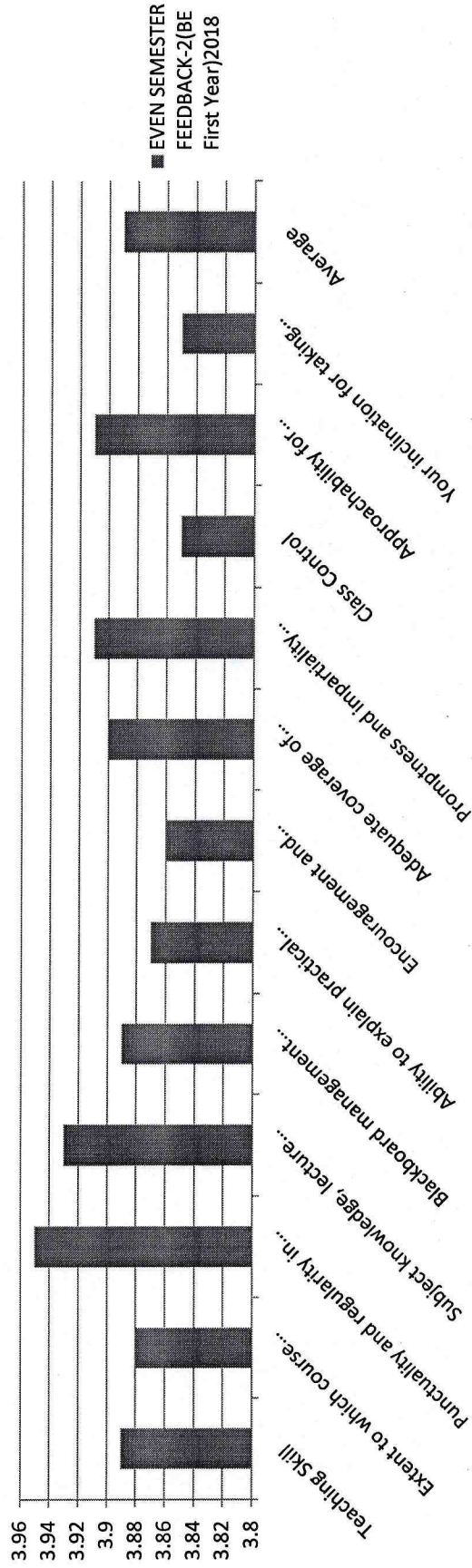
Feedback : EVEN SEMESTER FEEDBACK-1(BE 2ND/3RD/4TH YEAR, All PG) 2018

Feedback For Institute



Theory Paper													
Feedback	Teaching Skill	Extent to which course outcomes were discussed in the beginning of the session	Punctuality and regularity in conducting classes	Subject knowledge, lecture preparation and organization	Blackboard management and communication skills	Ability to explain practical relevance and developments in the subject area	Encouragement and motivation to interactive teaching	Adequate coverage of syllabus	Promptness and impartiality in assessment	Class Control	Approachability for discussion and interaction outside the class	Your inclination for taking another course from this teacher	Average
		3.89	3.88	3.95	3.93	3.89	3.87	3.86	3.9	3.91	3.85	3.91	3.89
EVEN SEMESTER FEEDBACK-2(BE First Year)2018													

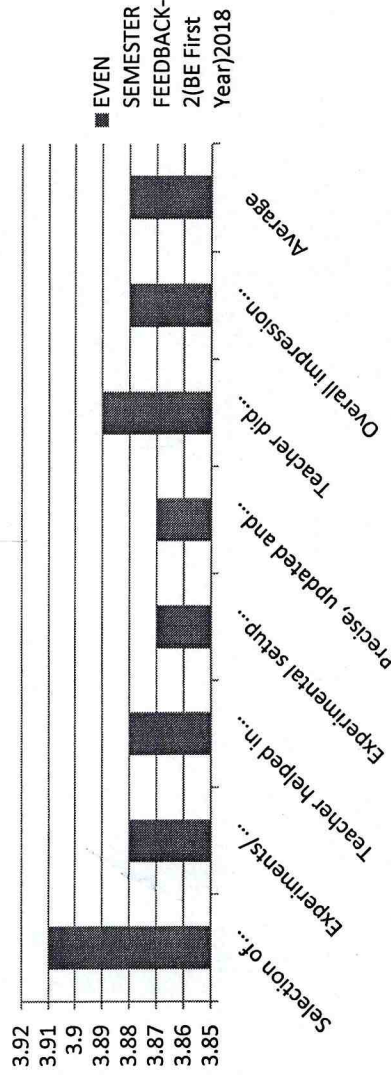
EVEN SEMESTER FEEDBACK-2(BE First Year)2018 - Theory



Practical Paper								
Feedback	Selection of experiments / program / assignment / case study were commensurate with the theory	Experiments / program / assignment / case study were leading towards proper conclusion / interpretation	Teacher helped in understanding the experiments / observation / logic of the program / case study / field study	Experiment / setup was well maintained and operational / software provided for executing the program was proper	Precise, self-updated and explanatory manuals were provided	Teacher did assessment of experiments and journal regularly	Overall impression regarding the usefulness of the entire lab session in clarifying the student's theoretical knowledge	Average
EVEN SEMESTER FEEDBACK-2(BE First Year)2018	3.91	3.88	3.88	3.87	3.87	3.89	3.88	3.88

EVEN SEMESTER FEEDBACK-2(BE First Year)2018

- Practical





SHRI RAMDEOBABA COLLEGE OF ENGINEERING AND MANAGEMENT, NAGPUR

Katol Road, Nagpur, Maharashtra, India - 440 013.

Feedback Report

Feedback : EVEN SEMESTER FEEDBACK-2(BE First Year)2018

Feedback For Institute

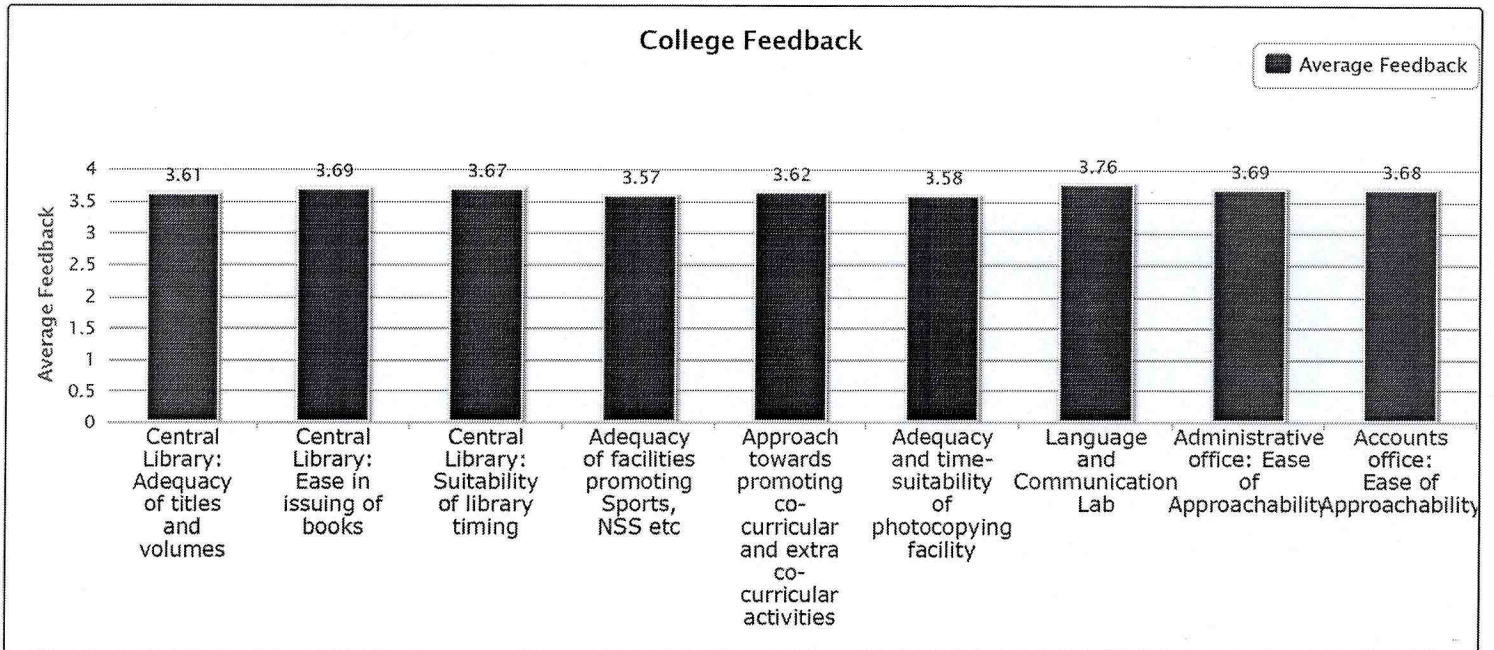
College Feedback	Total No of Respondent : 607					Average / Percentage
	Excellent	Very Good	Good	Poor	Very Poor	
Central Library: Adequacy of titles and volumes	153	162	220	44	28	3.61 (72.20 %)
Central Library: Ease in issuing of books	153	187	214	29	24	3.69 (73.80 %)
Central Library: Suitability of library timing	154	183	205	43	22	3.67 (73.40 %)
Adequacy of facilities promoting Sports, NSS etc	142	171	219	43	32	3.57 (71.40 %)
Approach towards promoting co-curricular and extra co-curricular activities	147	169	226	43	22	3.62 (72.40 %)
Adequacy and time-suitability of photocopying facility	137	174	228	43	25	3.58 (71.60 %)
Language and Communication Lab	163	196	206	22	20	3.76 (75.20 %)
Administrative office: Ease of Approachability	153	181	221	33	19	3.69 (73.80 %)
Accounts office: Ease of Approachability	157	172	228	26	24	3.68 (73.60 %)
Average For College Feedback						3.65 (73.04 %)



Feedback Statistics Report
Feedback : EVEN SEMESTER FEEDBACK-2(BE First Year)2018

Feedback : EVEN SEMESTER FEEDBACK-2(BE First Year)2018

Feedback For Institute

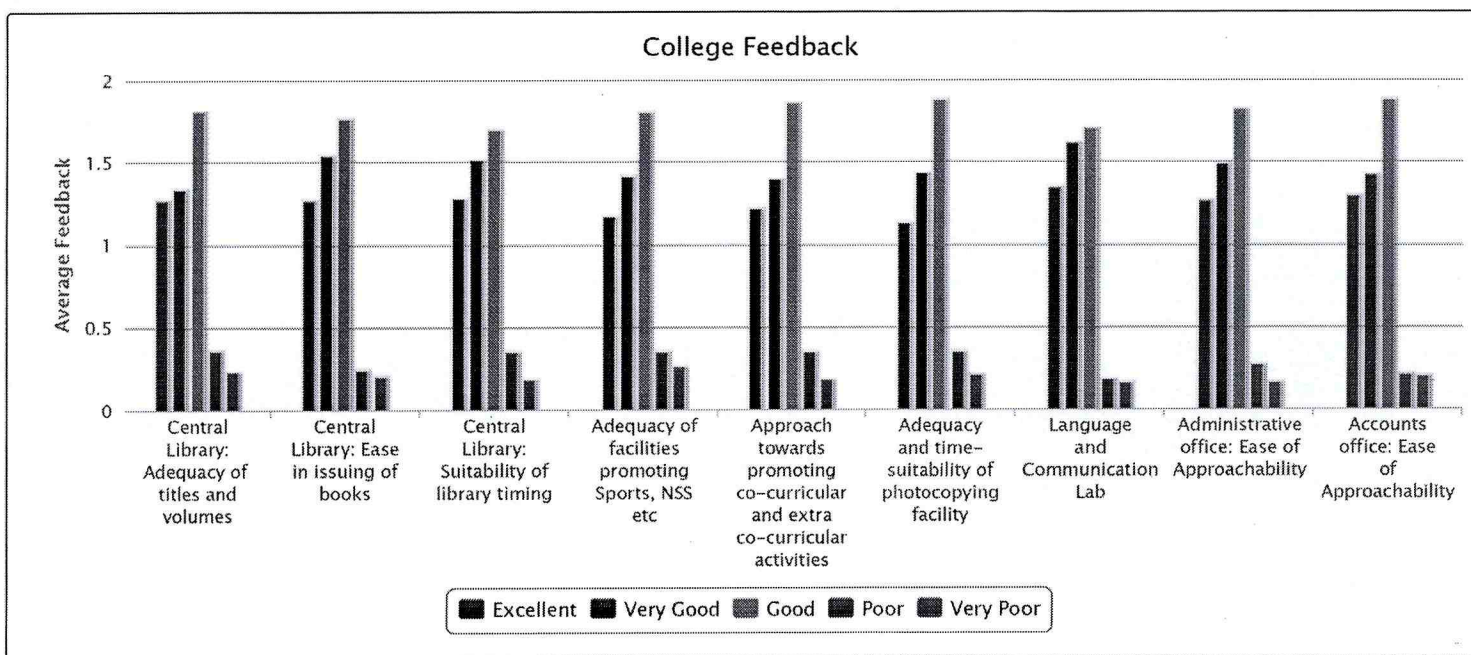




Feedback Statistics Report
Feedback : EVEN SEMESTER FEEDBACK-2(BE First Year)2018


Feedback : EVEN SEMESTER FEEDBACK-2(BE First Year)2018

Feedback For Institute




Theory Paper													
Feedback	Teaching Skill	Extent to which course outcomes were discussed in the beginning of the session	Punctuality and regularity in conducting classes	Subject knowledge, preparation and organization	Blackboard management and communication skills	Ability to explain practical and recent developments in the subject area	Encouragement and motivation to interactive teaching	Adequate coverage of syllabus	Promptness and impartiality in assessment	Class Control	Approachability for discussion and interaction outside the class	Your inclination for taking another course from this teacher	Average
EVEN SEMESTER FEEDBACK-2(BE 2ND/3RD/4TH YEAR, ALL PG) 2018	3.93	3.91	3.91	3.93	3.9	3.91	3.89	3.9	3.92	3.92	3.91	3.91	3.91

EVEN SEMESTER FEEDBACK-2(BE 2ND/3RD/4TH YEAR, ALL PG) 2018 - Theory



Practical Paper Feedback	Selection of experiments / programing assignment/ case study were commensurate with the theory	Experiments / programing assignment/ case study were leading towards proper conclusion/ interpretation	Teacher helped in understanding the experiments/ observations/ logic of the program/ case study/ field study	Experimental setup was well maintained and operational/ software provided for executing the program was proper	Precise, updated and self-explanatory manuals were provided	Teacher did assessment of experiments and journal regularly	Overall impression regarding the usefulness of the entire lab session in clarifying the student's theoretical knowledge	Average
EVEN SEMESTER FEEDBACK-2(BE 2ND/3RD/4TH YEAR, All PG) 2018	3.74	3.73	3.75	3.72	3.71	3.73	3.74	3.73

EVEN SEMESTER FEEDBACK-2(BE 2ND/3RD/4TH YEAR, All PG) 2018 - Practical





SHRI RAMDEOBABA COLLEGE OF ENGINEERING AND MANAGEMENT, NAGPUR

Katol Road, Nagpur, Maharashtra, India - 440 013.

Feedback Report

Feedback : EVEN SEMESTER FEEDBACK-2(BE 2ND/3RD/4TH YEAR, AII PG) 2018

Feedback For Institute

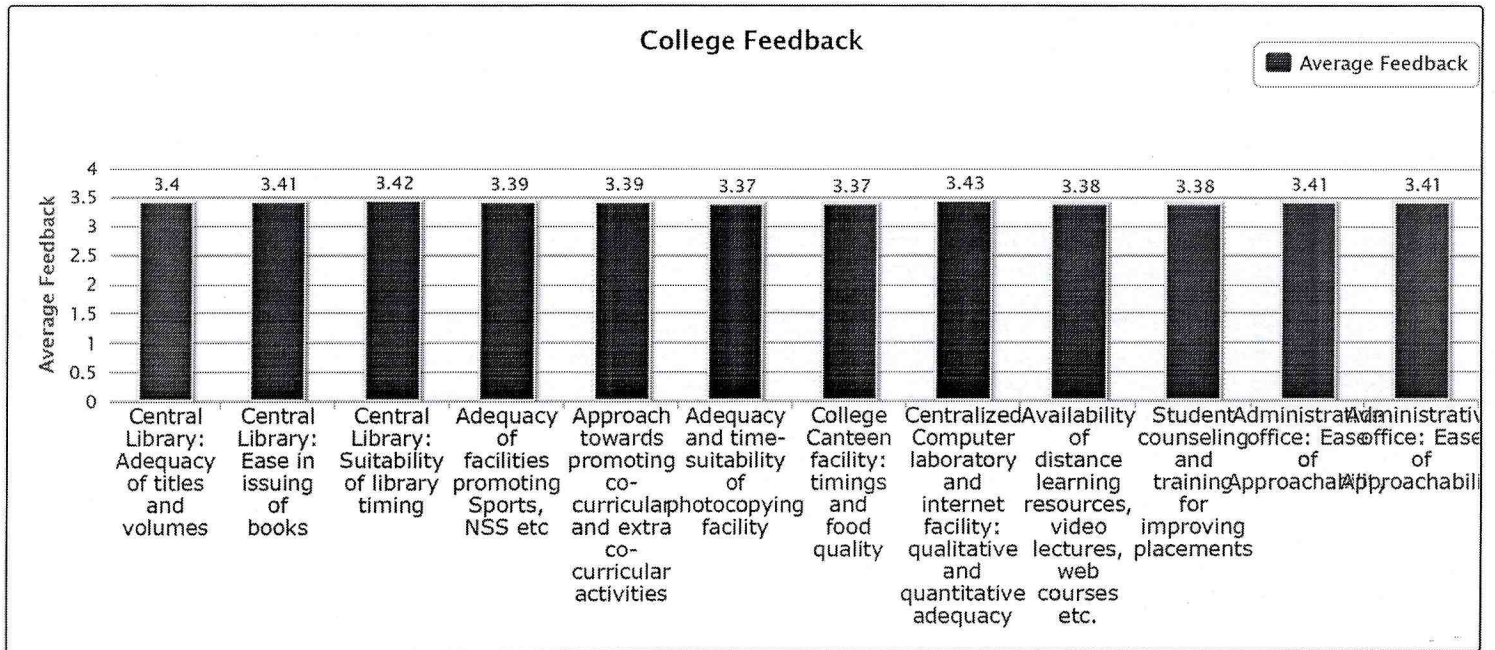
College Feedback	Total No of Respondent : 2381					Average / Percentage
	Excellent	Very Good	Good	Poor	Very Poor	
Central Library: Adequacy of titles and volumes	407 (0.85)	692 (1.45)	893 (1.88)	226 (0.47)	163 (0.34)	3.40 (68.00 %)
Central Library: Ease in issuing of books	372 (0.78)	739 (1.55)	912 (1.92)	207 (0.43)	151 (0.32)	3.41 (68.20 %)
Central Library: Suitability of library timing	370 (0.78)	731 (1.54)	940 (1.97)	197 (0.41)	143 (0.30)	3.42 (68.40 %)
Adequacy of facilities promoting Sports, NSS etc	355 (0.75)	710 (1.49)	971 (2.04)	192 (0.40)	152 (0.32)	3.39 (67.80 %)
Approach towards promoting co-curricular and extra co-curricular activities	354 (0.74)	723 (1.52)	946 (1.99)	209 (0.44)	148 (0.31)	3.39 (67.80 %)
Adequacy and time-suitability of photocopying facility	347 (0.73)	706 (1.48)	954 (2.00)	218 (0.46)	155 (0.33)	3.37 (67.40 %)
College Canteen facility: timings and food quality	361 (0.76)	696 (1.46)	955 (2.01)	212 (0.45)	156 (0.33)	3.37 (67.40 %)
Centralized Computer laboratory and internet facility: qualitative and quantitative adequacy	376 (0.79)	739 (1.55)	938 (1.97)	190 (0.40)	137 (0.29)	3.43 (68.60 %)
Availability of distance learning resources, video lectures, web courses etc.	369 (0.77)	685 (1.44)	965 (2.03)	213 (0.45)	148 (0.31)	3.38 (67.60 %)
Student counseling and training for improving placements	340 (0.71)	723 (1.52)	960 (2.02)	212 (0.45)	145 (0.30)	3.38 (67.60 %)
Administrative office: Ease of Approachability	355 (0.75)	726 (1.52)	970 (2.04)	191 (0.40)	138 (0.29)	3.41 (68.20 %)
Administrative office: Ease of Approachability	355 (0.75)	725 (1.52)	972 (2.04)	198 (0.42)	130 (0.27)	3.41 (68.20 %)
Average For College Feedback						3.40 (67.93 %)



Feedback Statistics Report
Feedback : EVEN SEMESTER FEEDBACK-2(BE 2ND/3RD/4TH YEAR, All PG) 2018

Feedback : EVEN SEMESTER FEEDBACK-2(BE 2ND/3RD/4TH YEAR, All PG) 2018

Feedback For Institute





Faculty Wise Feedback Statistics Report
Feedback : EVEN SEMESTER FEEDBACK-2(BE 2ND/3RD/4TH YEAR, All PG) 2018

Feedback : EVEN SEMESTER FEEDBACK-2(BE 2ND/3RD/4TH YEAR, All PG) 2018

Feedback For Institute

