



Shri Ramdeobaba College of Engineering and Management
Nagpur - 440013

An Autonomous Institute Affiliated to Rashtrasant Tukadoji Maharaj Nagpur University, Nagpur
NAAC Accredited with 'A' Grade
www.rknec.edu

INTERNAL QUALITY ASSURANCE CELL (IQAC)

STUDENT FEEDBACK ANALYSIS

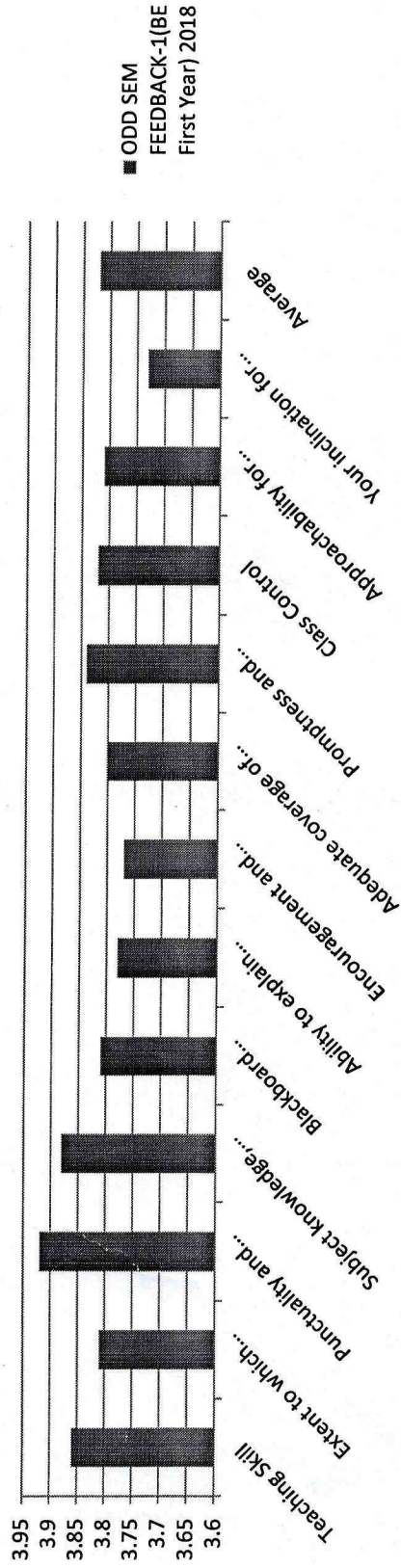
2018-19

**ODD SEMESTER
FEEDBACK 1 & FEEDBACK 2**

Theory Paper


Feedback	Teaching Skill	Extent to which course outcomes were discussed in the beginning of the session	Punctuality and regularity in conducting classes	Subject knowledge, lecture preparation and organization	Blackboard management and communication skills	Ability to explain practical and recent developments in the subject area	Encouragement and motivation to interactive teaching	Adequate coverage of syllabus	Promptness and impartiality in assessment	Class Control	Approachability for discussion and interaction outside the class	Your inclination for taking another course from this teacher	Average	
ODD SEM FEEDBACK-1(BE First Year) 2018		3.86	3.81	3.92	3.88	3.81	3.78	3.77	3.8	3.84	3.82	3.81	3.73	3.82

ODD SEM FEEDBACK-1(BE First Year) 2018 - Theory



Practical Paper Feedback	Selection of experiments / program / assignment / case study were commensurate with the theory	Experiments / program / assignment / case study were leading towards proper conclusion / interpretation	Teacher helped in understanding the experiments / observations / logic of the program / case study / field study	Experimental setup, precise, updated and self-explanatory manuals were provided	Teacher did assessment of experiments and journal regularly	Overall impression regarding the usefulness of the entire lab session in clarifying the student's theoretical knowledge	Average
	4.05	4	3.98	4	3.97	4	4
ODD SEM FEEDBACK-1(BE First Year) 2018							

ODD SEM FEEDBACK-1(BE First Year) 2018 - Practical





SHRI RAMDEOBABA COLLEGE OF ENGINEERING AND MANAGEMENT, NAGPUR

Katol Road, Nagpur, Maharashtra, India - 440 013.

Feedback Report

Feedback : ODD SEM FEEDBACK-1(BE First Year) 2018

Feedback For Institute

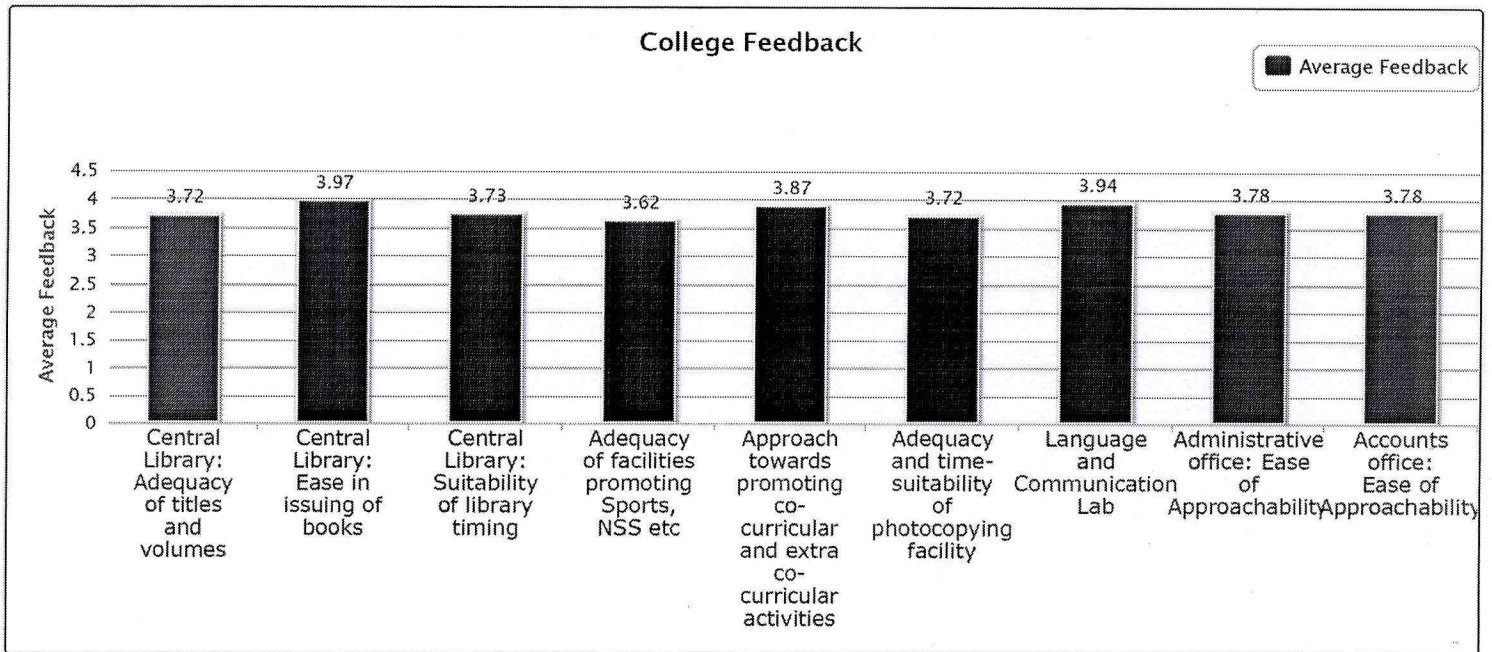
College Feedback	Total No of Respondent : 758					Average / Percentage
	Excellent	Very Good	Good	Poor	Very Poor	
Central Library: Adequacy of titles and volumes	193 (1.27)	239 (1.58)	264 (1.74)	43 (0.28)	19 (0.13)	3.72 (74.40 %)
Central Library: Ease in issuing of books	272 (1.79)	253 (1.67)	179 (1.18)	45 (0.30)	9 (0.06)	3.97 (79.40 %)
Central Library: Suitability of library timing	203 (1.34)	239 (1.58)	232 (1.53)	73 (0.48)	11 (0.07)	3.73 (74.60 %)
Adequacy of facilities promoting Sports, NSS etc	174 (1.15)	241 (1.59)	245 (1.62)	74 (0.49)	24 (0.16)	3.62 (72.40 %)
Approach towards promoting co-curricular and extra co-curricular activities	222 (1.46)	282 (1.86)	198 (1.31)	47 (0.31)	9 (0.06)	3.87 (77.40 %)
Adequacy and time-suitability of photocopying facility	162 (1.07)	282 (1.86)	264 (1.74)	39 (0.26)	11 (0.07)	3.72 (74.40 %)
Language and Communication Lab	244 (1.61)	261 (1.72)	223 (1.47)	22 (0.15)	8 (0.05)	3.94 (78.80 %)
Administrative office: Ease of Approachability	192 (1.27)	271 (1.79)	247 (1.63)	34 (0.22)	14 (0.09)	3.78 (75.60 %)
Accounts office: Ease of Approachability	184 (1.21)	269 (1.77)	268 (1.77)	26 (0.17)	11 (0.07)	3.78 (75.60 %)
Average For College Feedback						3.79 (75.84 %)



Feedback Statistics Report
Feedback : ODD SEM FEEDBACK-1(BE First Year) 2018

Feedback : ODD SEM FEEDBACK-1(BE First Year) 2018

Feedback For Institute

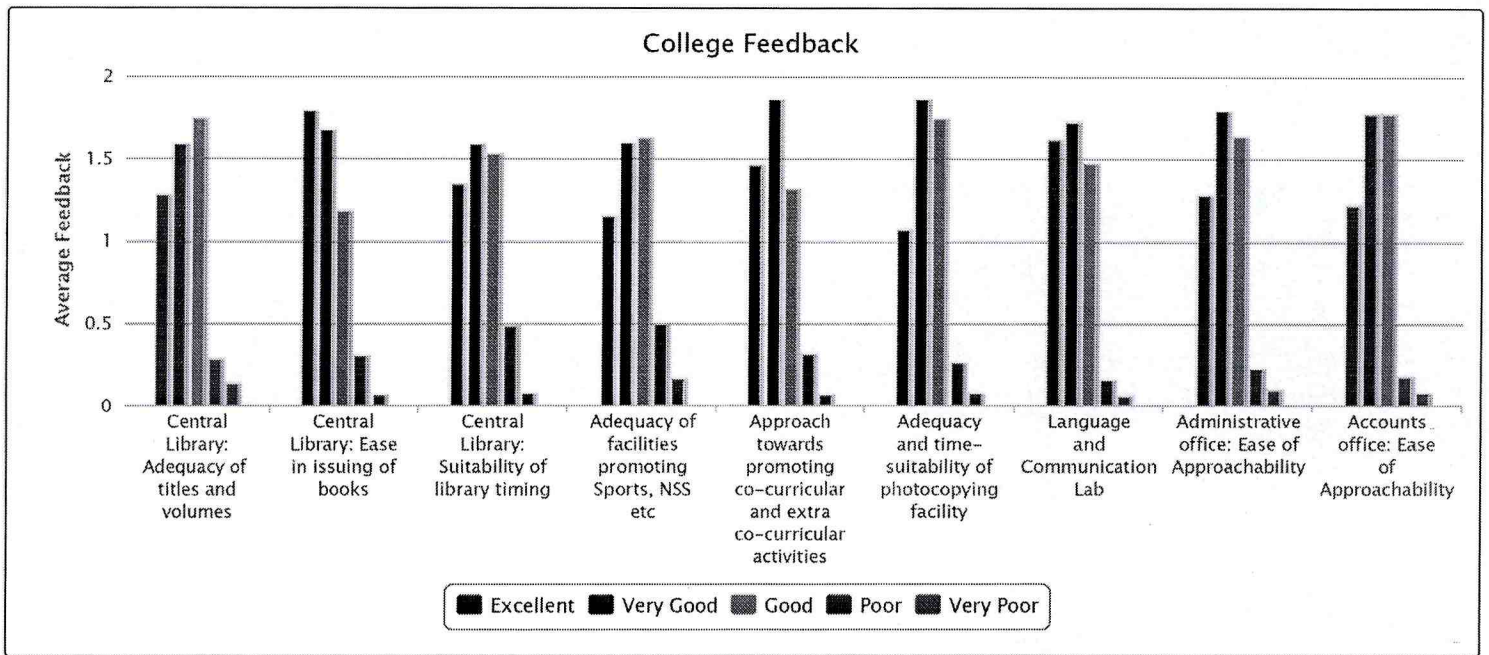




Feedback Statistics Report
Feedback : ODD SEM FEEDBACK-1(BE First Year) 2018

Feedback : ODD SEM FEEDBACK-1(BE First Year) 2018


Feedback For Institute



Theory Paper

Feedback	Teaching Skill	Extent to which course outcomes were discussed in the beginning of the session	Punctuality and regularity in conducting classes	Subject knowledge, lecture preparation and organization	Blackboard management and communication skills	Ability to explain practical relevance and recent developments in the subject area	Encouragement and motivation to interactive teaching	Adequate coverage of syllabus	Promptness and impartiality in assessment	Class Control	Approach ability for discussion and interaction outside the class	Your inclination for taking another course from this teacher	Average
ODD SEM FEEDBACK-1(2ND/3RD/4TH YEAR BE,All PG) 2018	3.92	3.9	3.94	3.93	3.91	3.9	3.9	3.91	3.9	3.92	3.93	3.88	3.91
ODD SEM FEEDBACK-1(PG SEM-1) 2018	4.19	4.16	4.28	4.26	4.23	4.18	4.18	4.15	4.18	4.2	4.18	4.12	4.19

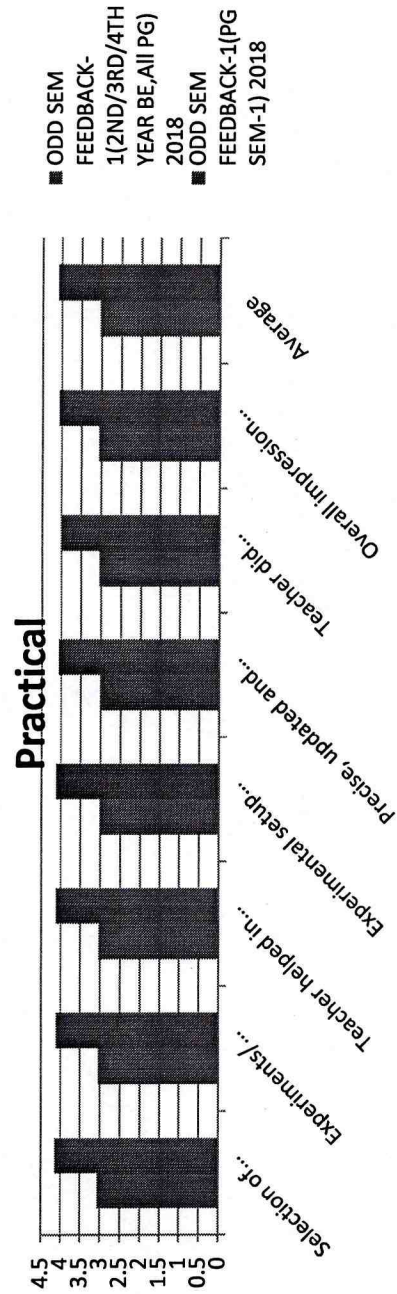
ODD SEM FEEDBACK-1 2ND 3RD 4TH YEAR BE All PG 2018 - Theory



Practical Paper

Feedback	Selection of experiments/ programming assignment / case study were commensurate with the theory	Experiments/ programming assignment/ case study were leading towards proper conclusion/ interpretation	Teacher helped in understanding the experimental observations/ logic of the program/ case study/ field study	Experimental setup was well maintained and operational/ software provided for executing the program was proper	Precise, updated and self-explanatory manuals were provided	Teacher did assessment of experiments and journal regularly	Overall impression regarding the usefulness of the entire lab session in clarifying the student's theoretical knowledge	Average
ODD SEM FEEDBACK-1(2ND/3RD/4TH YEAR BE,All PG) 2018	3.07	3.05	3.04	3.01	3.01	3.05	3.06	3.04
ODD SEM FEEDBACK-1(PG SEM-1) 2018	4.15	4.12	4.13	4.13	4.07	4.01	4.07	4.1

ODD SEM FEEDBACK-1 2ND 3RD 4TH YEAR BE All PG 2018 -





SHRI RAMDEOBABA COLLEGE OF ENGINEERING AND MANAGEMENT, NAGPUR

Katol Road, Nagpur, Maharashtra, India - 440 013.

Feedback Report

Feedback : ODD SEM FEEDBACK-1(2ND/3RD/4TH YEAR BE:AI PG) 2018

Feedback For Institute

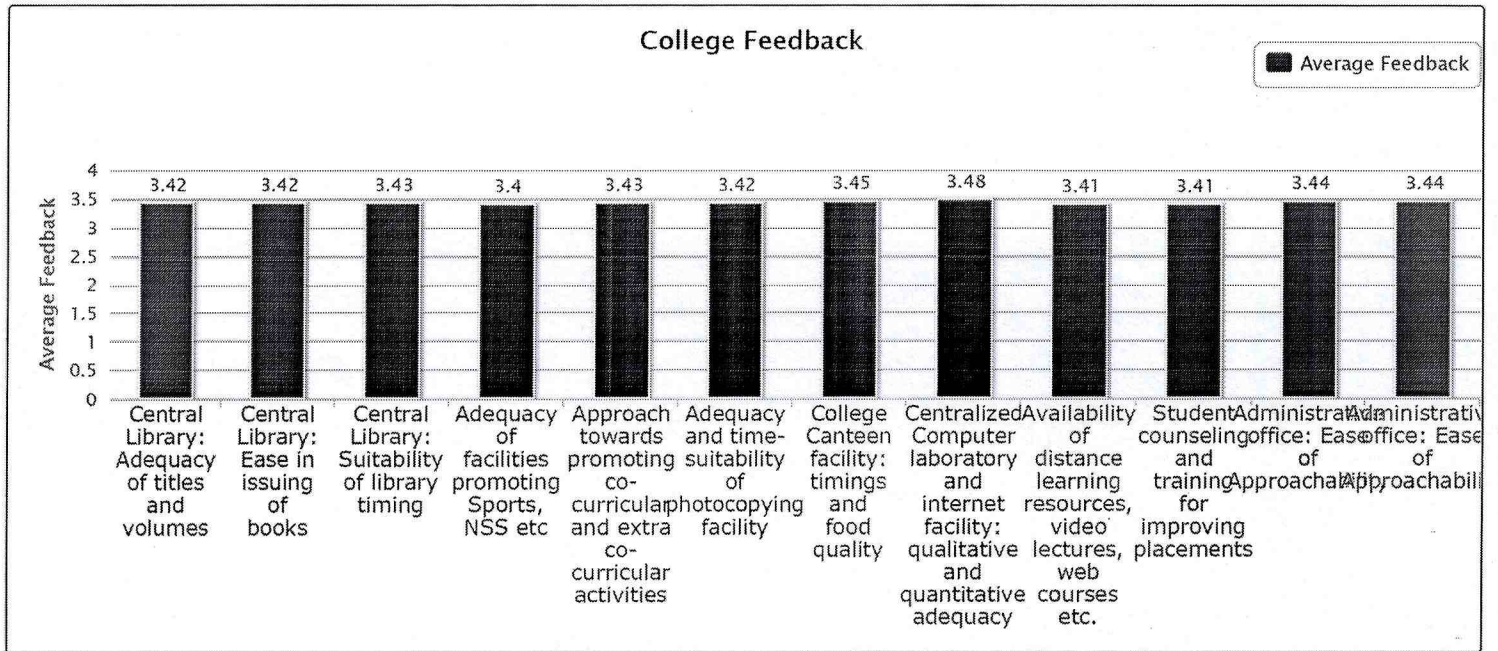
College Feedback	Total No of Respondent : 2386					Average / Percentage
	Excellent	Very Good	Good	Poor	Very Poor	
Central Library: Adequacy of titles and volumes	397 (0.83)	707 (1.48)	938 (1.97)	194 (0.41)	150 (0.31)	3.42 (68.40 %)
Central Library: Ease in issuing of books	378 (0.79)	747 (1.57)	906 (1.90)	218 (0.46)	137 (0.29)	3.42 (68.40 %)
Central Library: Suitability of library timing	387 (0.81)	719 (1.51)	942 (1.97)	197 (0.41)	141 (0.30)	3.43 (68.60 %)
Adequacy of facilities promoting Sports, NSS etc	348 (0.73)	735 (1.54)	947 (1.98)	227 (0.48)	129 (0.27)	3.40 (68.00 %)
Approach towards promoting co-curricular and extra co-curricular activities	365 (0.76)	738 (1.55)	952 (1.99)	214 (0.45)	117 (0.25)	3.43 (68.60 %)
Adequacy and time-suitability of photocopying facility	363 (0.76)	733 (1.54)	954 (2.00)	211 (0.44)	124 (0.26)	3.42 (68.40 %)
College Canteen facility: timings and food quality	393 (0.82)	737 (1.54)	937 (1.96)	200 (0.42)	118 (0.25)	3.45 (69.00 %)
Centralized Computer laboratory and internet facility: qualitative and quantitative adequacy	398 (0.83)	747 (1.57)	956 (2.00)	185 (0.39)	98 (0.21)	3.48 (69.60 %)
Availability of distance learning resources, video lectures, web courses etc.	371 (0.78)	718 (1.50)	949 (1.99)	221 (0.46)	124 (0.26)	3.41 (68.20 %)
Student counseling and training for improving placements	353 (0.74)	722 (1.51)	992 (2.08)	190 (0.40)	126 (0.26)	3.41 (68.20 %)
Administrative office: Ease of Approachability	373 (0.78)	726 (1.52)	991 (2.08)	182 (0.38)	111 (0.23)	3.44 (68.80 %)
Administrative office: Ease of Approachability	381 (0.80)	729 (1.53)	971 (2.03)	184 (0.39)	117 (0.25)	3.44 (68.80 %)
Average For College Feedback						3.43 (68.58 %)



Feedback Statistics Report
Feedback : ODD SEM FEEDBACK-1(2ND/3RD/4TH YEAR BE,All PG) 2018

Feedback : ODD SEM FEEDBACK-1(2ND/3RD/4TH YEAR BE,All PG) 2018

Feedback For Institute

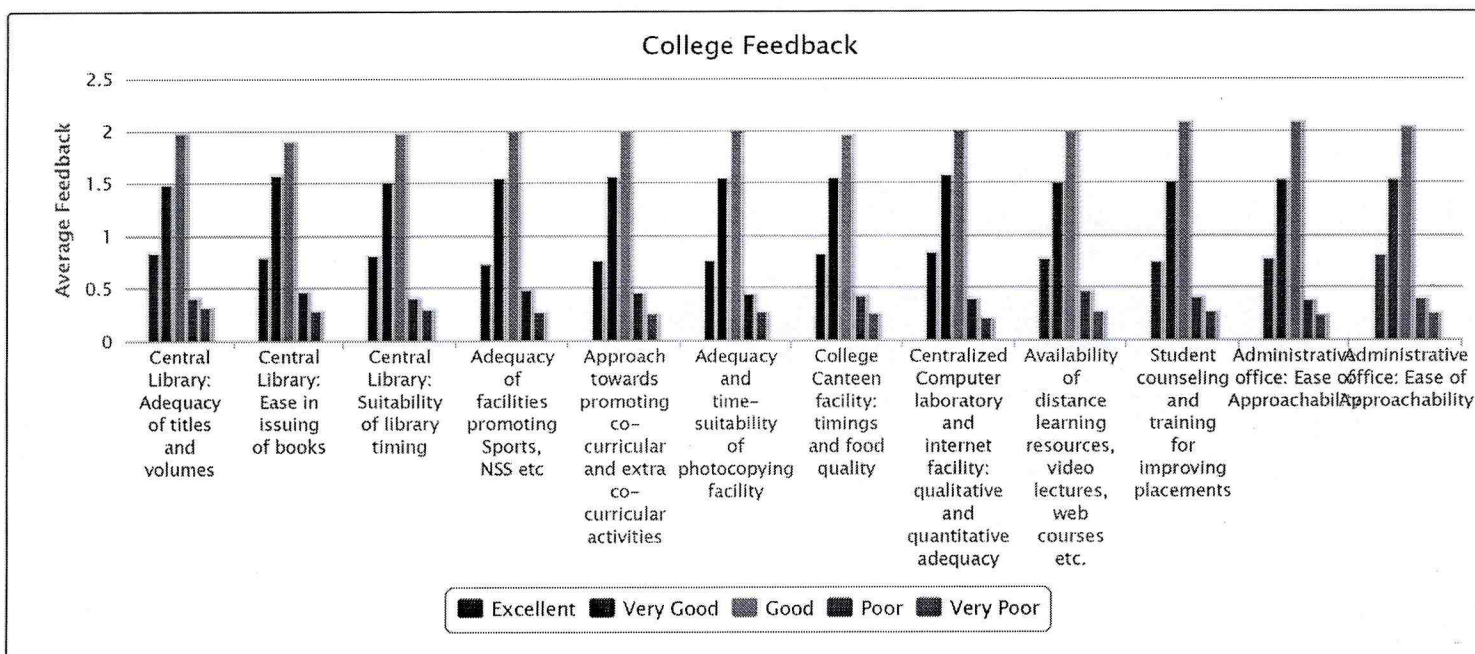




Feedback Statistics Report
Feedback : ODD SEM FEEDBACK-1(2ND/3RD/4TH YEAR BE,All PG) 2018

Feedback : ODD SEM FEEDBACK-1(2ND/3RD/4TH YEAR BE,All PG) 2018

Feedback For Institute





SHRI RAMDEOBABA COLLEGE OF ENGINEERING AND MANAGEMENT, NAGPUR

Katol Road, Nagpur, Maharashtra, India - 440 013.

Feedback Report Feedback : ODD SEM FEEDBACK-1(PG SEM-1) 2018 Feedback For Institute

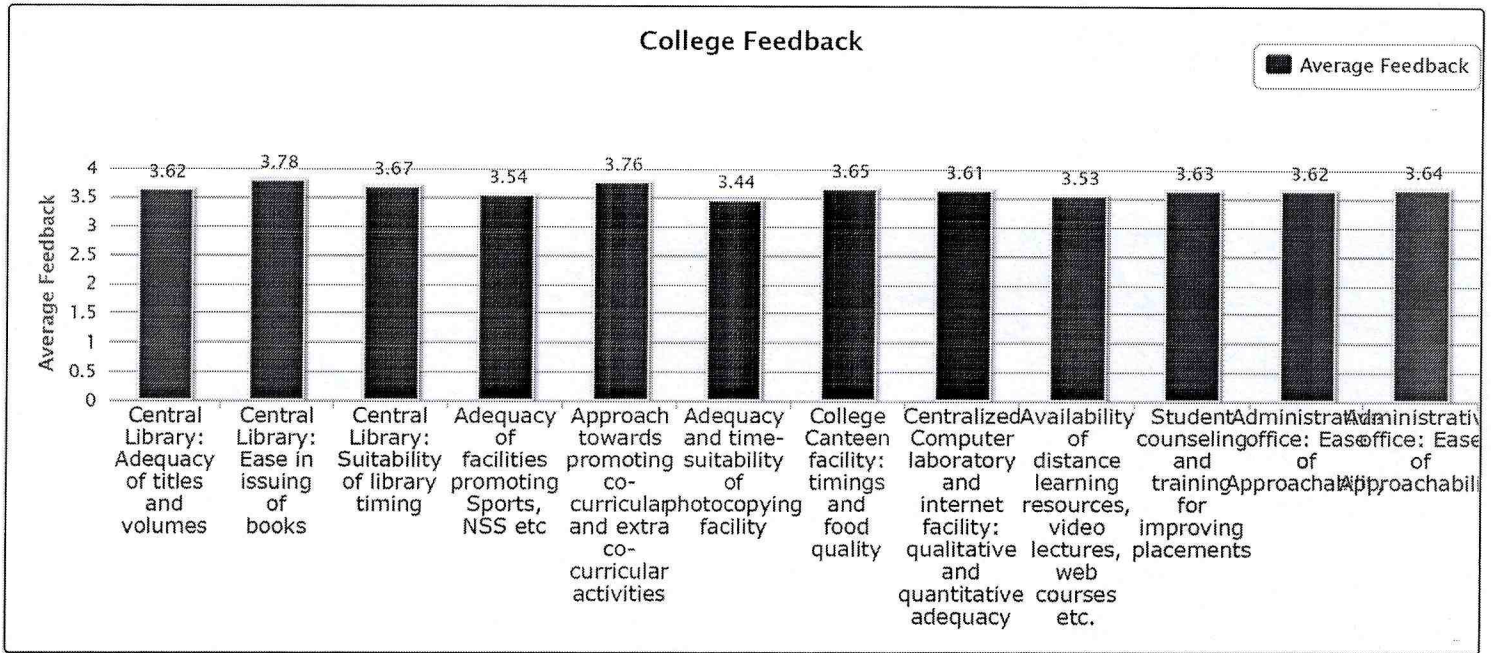
College Feedback	Total No of Respondent : 270					Average / Percentage
	Excellent	Very Good	Good	Poor	Very Poor	
Central Library: Adequacy of titles and volumes	65 (1.20)	74 (1.37)	106 (1.96)	13 (0.24)	12 (0.22)	3.62 (72.40 %)
Central Library: Ease in issuing of books	77 (1.43)	90 (1.67)	82 (1.52)	8 (0.15)	13 (0.24)	3.78 (75.60 %)
Central Library: Suitability of library timing	74 (1.37)	82 (1.52)	81 (1.50)	16 (0.30)	17 (0.31)	3.67 (73.40 %)
Adequacy of facilities promoting Sports, NSS etc	47 (0.87)	93 (1.72)	99 (1.83)	21 (0.39)	10 (0.19)	3.54 (70.80 %)
Approach towards promoting co-curricular and extra co-curricular activities	69 (1.28)	98 (1.81)	81 (1.50)	12 (0.22)	10 (0.19)	3.76 (75.20 %)
Adequacy and time-suitability of photocopying facility	45 (0.83)	69 (1.28)	124 (2.30)	24 (0.44)	8 (0.15)	3.44 (68.80 %)
College Canteen facility: timings and food quality	72 (1.33)	73 (1.35)	96 (1.78)	16 (0.30)	13 (0.24)	3.65 (73.00 %)
Centralized Computer laboratory and internet facility: qualitative and quantitative adequacy	66 (1.22)	82 (1.52)	88 (1.63)	18 (0.33)	16 (0.30)	3.61 (72.20 %)
Availability of distance learning resources, video lectures, web courses etc.	56 (1.04)	85 (1.57)	90 (1.67)	23 (0.43)	16 (0.30)	3.53 (70.60 %)
Student counseling and training for improving placements	59 (1.09)	95 (1.76)	84 (1.56)	22 (0.41)	10 (0.19)	3.63 (72.60 %)
Administrative office: Ease of Approachability	59 (1.09)	83 (1.54)	105 (1.94)	12 (0.22)	11 (0.20)	3.62 (72.40 %)
Administrative office: Ease of Approachability	58 (1.07)	90 (1.67)	99 (1.83)	12 (0.22)	11 (0.20)	3.64 (72.80 %)
Average For College Feedback						3.62 (72.48 %)



Feedback Statistics Report
Feedback : ODD SEM FEEDBACK-1(PG SEM-1) 2018

Feedback : ODD SEM FEEDBACK-1(PG SEM-1) 2018

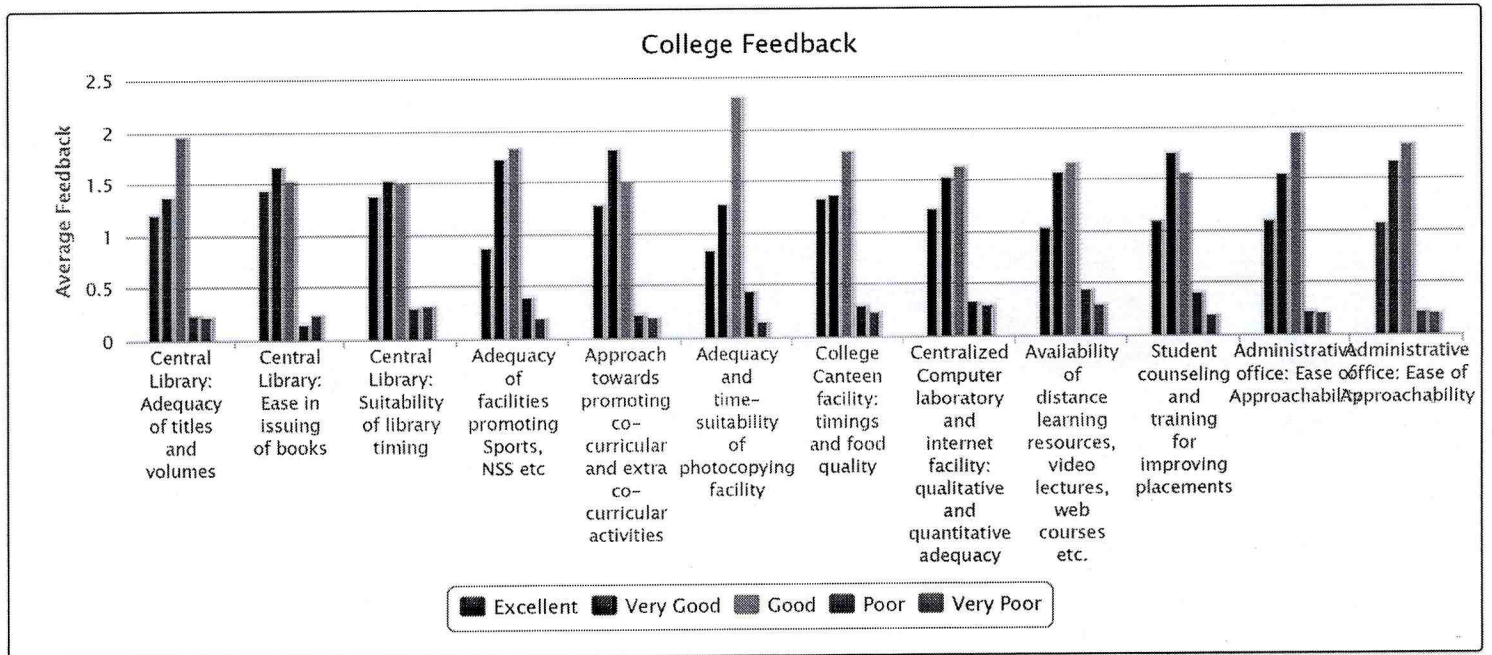
Feedback For Institute



Feedback Statistics Report
Feedback : ODD SEM FEEDBACK-1(PG SEM-1) 2018

Feedback : ODD SEM FEEDBACK-1(PG SEM-1) 2018


Feedback For Institute



Theory Paper

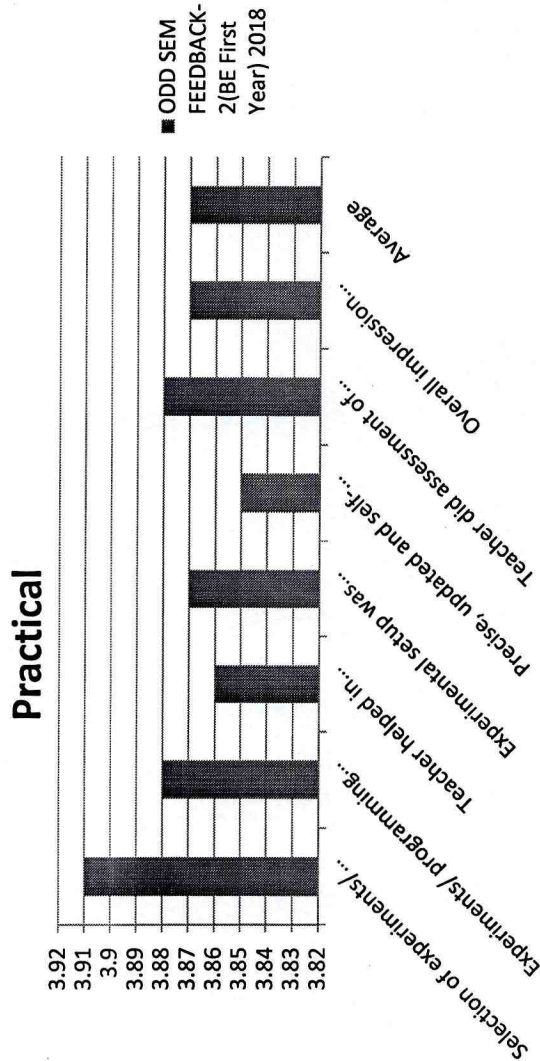
Feedback	Teaching Skill	Extent to which course outcomes were discussed in the beginning of the session	Punctuality and regularity in conducting classes	Subject knowledge, preparation and organization	Blackboard management and communication skills	Ability to explain practical relevance and recent developments in the subject area	Encouragement and motivation to interactive teaching	Adequate coverage of syllabus	Promptness and impartiality in assessment	Class Control	Approachability for discussion and interaction outside the class	Your inclination for taking another course from this teacher	Average
ODD SEM FEEDBACK-2(BE First Year) 2018	3.75	3.71	3.75	3.74	3.71	3.7	3.71	3.69	3.73	3.73	3.72	3.67	3.72

ODD SEM FEEDBACK-2(BE First Year) 2018 - Theory



Practical Paper								
Feedback	Selection of experiments / program / assignment/ case study were commensurate with the theory	Experiments / program / assignment/ case study were leading towards proper conclusion/ interpretation	Teacher helped in understanding the experiments / observation / logic of the program/ case study/ field study	Experiment setup was well maintained and operational/ software provided for executing the program was proper	Precise, self-explanatory manuals were provided	Teacher did assessment of experiments and journal regularly	Overall impression regarding the usefulness of the entire lab session in clarifying the student's theoretical knowledge	Average
	3.91	3.88	3.86	3.87	3.85	3.88	3.87	3.87
ODD SEM FEEDBACK-2(BE First Year) 2018								

ODD SEM FEEDBACK-2(BE First Year) 2018 - Practical





SHRI RAMDEOBABA COLLEGE OF ENGINEERING AND MANAGEMENT, NAGPUR

Katol Road, Nagpur, Maharashtra, India - 440 013.

Feedback Report

Feedback : ODD SEM FEEDBACK-2(BE First Year) 2018

Feedback For Institute

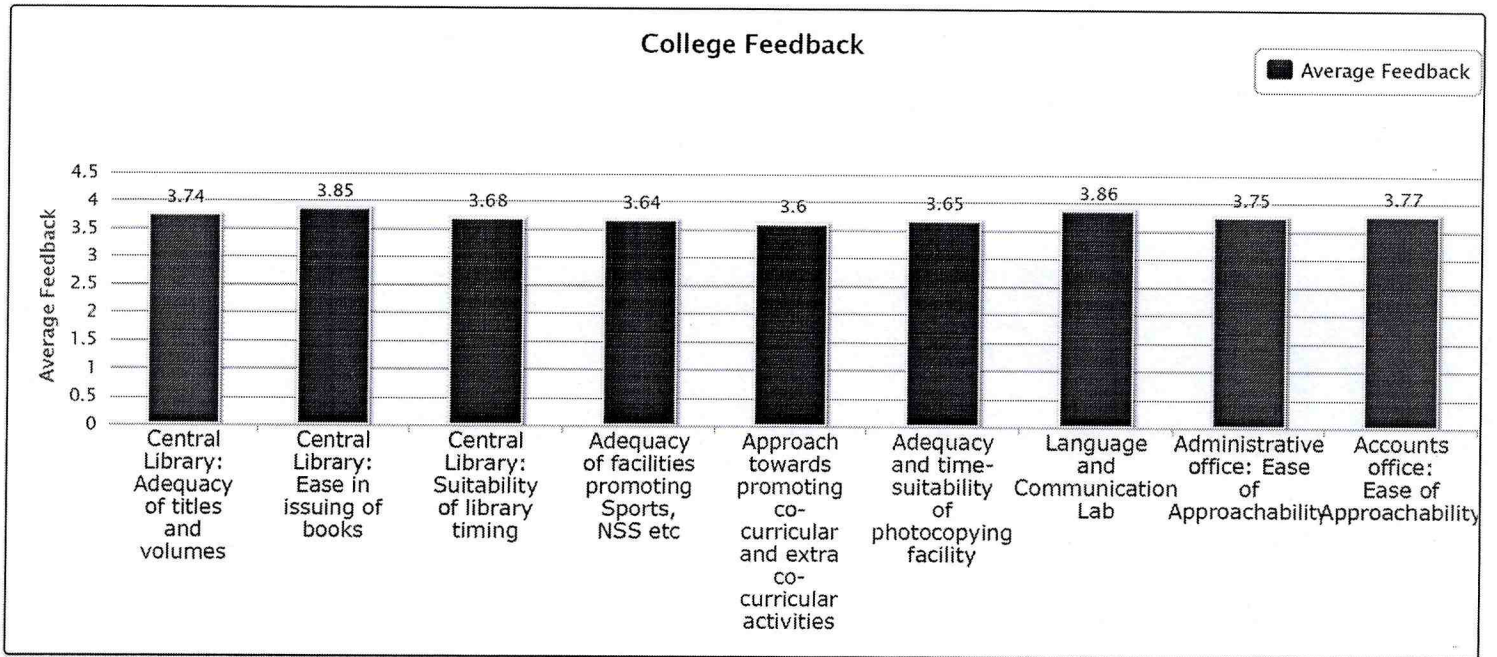
College Feedback	Total No of Respondent : 711					Average / Percentage
	Excellent	Very Good	Good	Poor	Very Poor	
Central Library: Adequacy of titles and volumes	192 (1.35)	229 (1.61)	223 (1.57)	47 (0.33)	20 (0.14)	3.74 (74.80 %)
Central Library: Ease in issuing of books	217 (1.53)	234 (1.65)	211 (1.48)	34 (0.24)	15 (0.11)	3.85 (77.00 %)
Central Library: Suitability of library timing	187 (1.32)	216 (1.52)	226 (1.59)	55 (0.39)	27 (0.19)	3.68 (73.60 %)
Adequacy of facilities promoting Sports, NSS etc	173 (1.22)	213 (1.50)	245 (1.72)	57 (0.40)	23 (0.16)	3.64 (72.80 %)
Approach towards promoting co-curricular and extra co-curricular activities	170 (1.20)	202 (1.42)	249 (1.75)	64 (0.45)	26 (0.18)	3.60 (72.00 %)
Adequacy and time-suitability of photocopying facility	164 (1.15)	226 (1.59)	246 (1.73)	57 (0.40)	18 (0.13)	3.65 (73.00 %)
Language and Communication Lab	220 (1.55)	236 (1.66)	206 (1.45)	32 (0.23)	17 (0.12)	3.86 (77.20 %)
Administrative office: Ease of Approachability	193 (1.36)	232 (1.63)	223 (1.57)	42 (0.30)	21 (0.15)	3.75 (75.00 %)
Accounts office: Ease of Approachability	194 (1.36)	223 (1.57)	241 (1.69)	39 (0.27)	14 (0.10)	3.77 (75.40 %)
Average For College Feedback						3.73 (74.53 %)



Feedback Statistics Report
Feedback : ODD SEM FEEDBACK-2(BE First Year) 2018

Feedback : ODD SEM FEEDBACK-2(BE First Year) 2018

Feedback For Institute

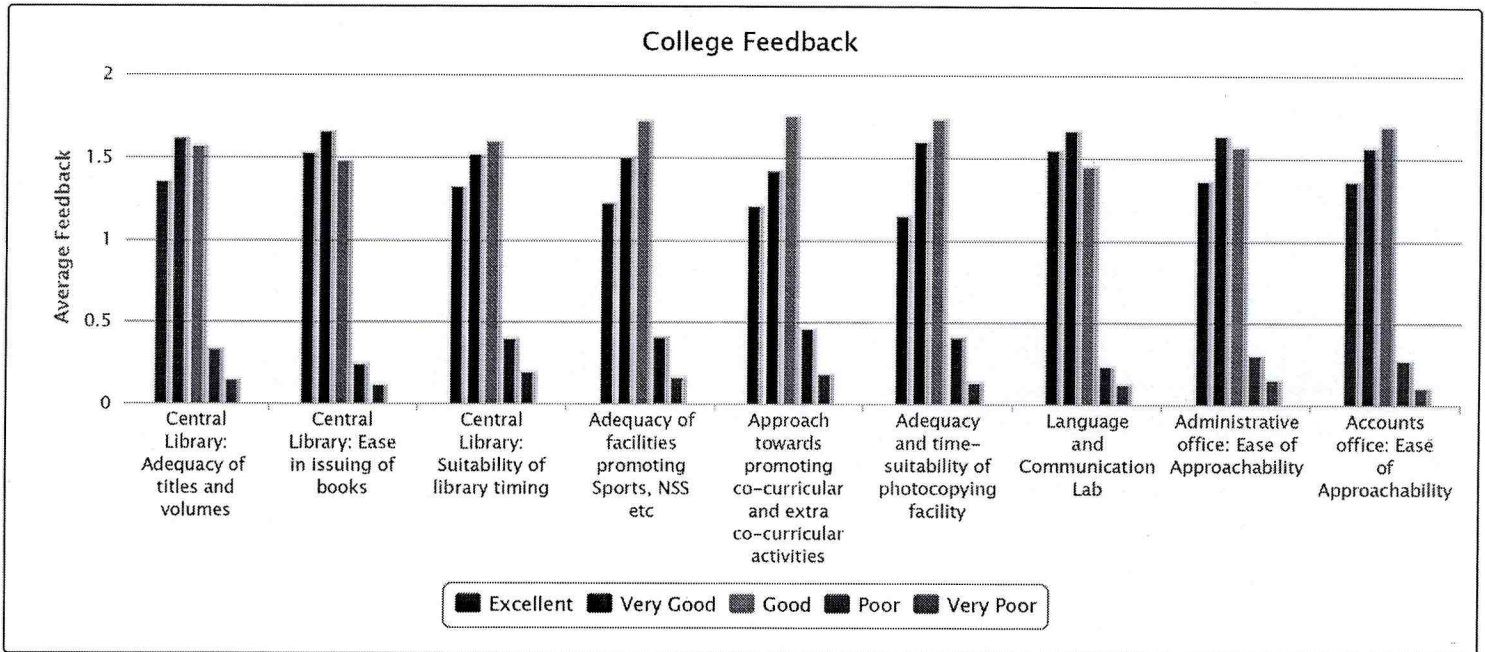




Feedback Statistics Report
Feedback : ODD SEM FEEDBACK-2(BE First Year) 2018

Feedback : ODD SEM FEEDBACK-2(BE First Year) 2018

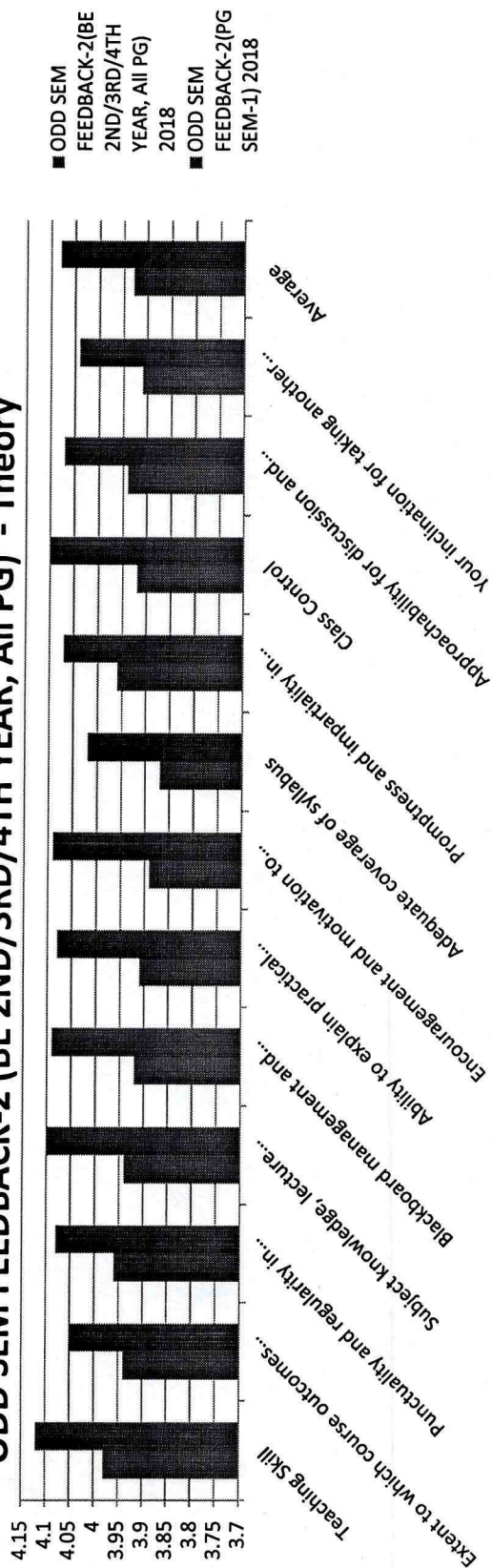
Feedback For Institute



Theory Paper

Feedback	Teaching Skill	Extent to which course outcomes were discussed in the beginning of the session	Punctuality and regularity in conducting classes	Subject knowledge, lecture preparation and organization	Blackboard management and communication skills	Ability to explain practical relevance and recent developments in the subject area	Encouragement and motivation to interactive teaching	Adequate coverage of syllabus	Promptness and impartiality in assessment	Class Control	Approachability for discussion and interaction outside the class	Your inclination for taking another course from this teacher	Average
ODD SEM FEEDBACK-2(BE 2ND/3RD/4TH YEAR, ALL PG) 2018	3.98	3.94	3.96	3.94	3.92	3.91	3.89	3.87	3.96	3.92	3.94	3.91	3.93
ODD SEM FEEDBACK-2(PG SEM-1) 2018	4.12	4.05	4.08	4.1	4.09	4.08	4.09	4.02	4.07	4.1	4.07	4.04	4.08


ODD SEM FEEDBACK-2 (BE 2ND/3RD/4TH YEAR, ALL PG) - Theory



Practical Paper

Feedback	Selection of experiments/ programming assignment/ case study were commensurate with the theory	Experiments/ programming assignment/ case study were leading towards proper conclusion/ interpretation	Teacher helped in understanding the experimental observations/ logic of the program/ case study/ field study	Experimental setup was well maintained and operational/ software provided for executing the program was proper	Precise, updated and self-explanatory manuals were provided	Teacher did assessment of experiments and journal regularly	Overall impression regarding the usefulness of the entire lab session in clarifying the student's theoretical knowledge	Average
ODD SEM FEEDBACK-2(BE 2ND/3RD/4TH YEAR, ALL PG) 2018	3.15	3.09	3.11	3.08	3.12	3.1	3.12	3.11
ODD SEM FEEDBACK-2(PG SEM-1) 2018	4.02	4	4	4.02	4	4	4	4.01

ODD SEM FEEDBACK-2 (BE 2ND/3RD/4TH YEAR, ALL PG) - Practical





SHRI RAMDEOBABA COLLEGE OF ENGINEERING AND MANAGEMENT, NAGPUR

Katol Road, Nagpur, Maharashtra, India - 440 013.

Feedback Report

Feedback : ODD SEM FEEDBACK-2(BE 2ND/3RD/4TH YEAR, AII PG) 2018

Feedback For Institute

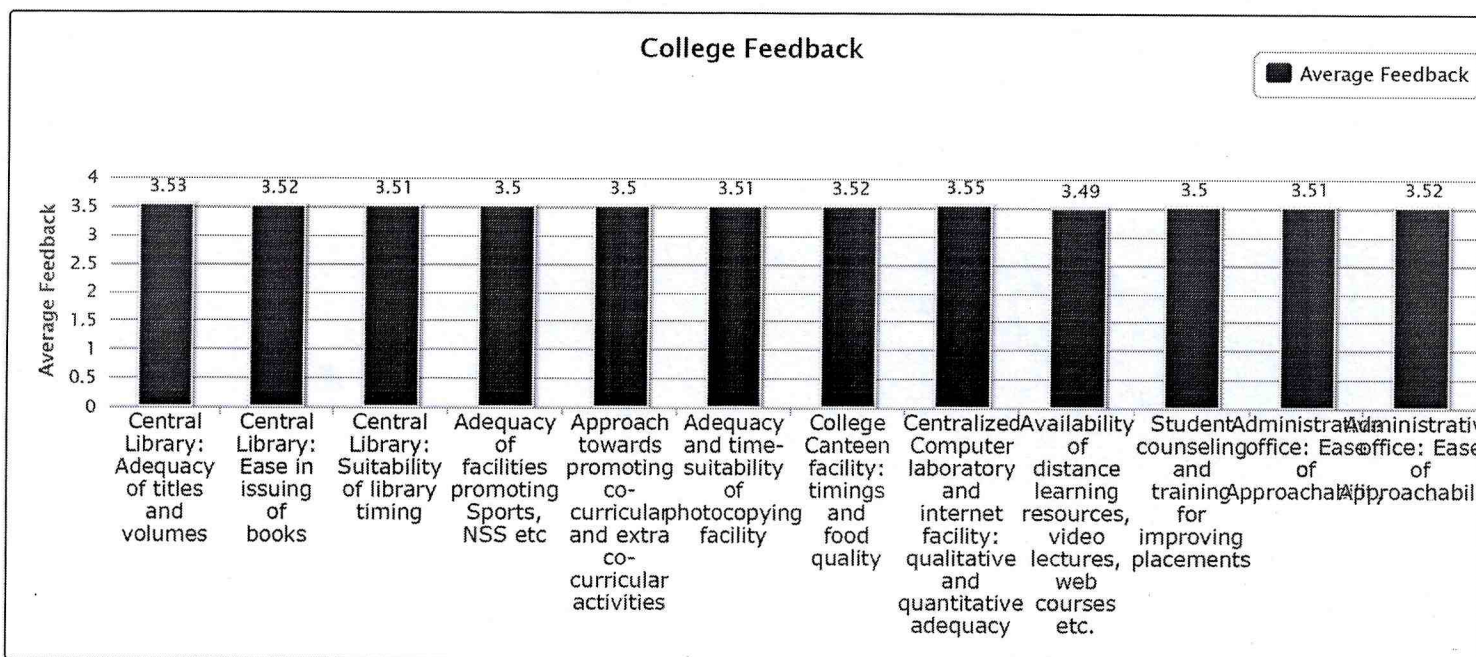
College Feedback	Total No of Respondent : 2179					Average / Percentage
	Excellent	Very Good	Good	Poor	Very Poor	
Central Library: Adequacy of titles and volumes	404 (0.93)	705 (1.62)	819 (1.88)	147 (0.34)	104 (0.24)	3.53 (70.60 %)
Central Library: Ease in issuing of books	395 (0.91)	706 (1.62)	824 (1.89)	150 (0.34)	104 (0.24)	3.52 (70.40 %)
Central Library: Suitability of library timing	381 (0.87)	710 (1.63)	834 (1.91)	157 (0.36)	97 (0.22)	3.51 (70.20 %)
Adequacy of facilities promoting Sports, NSS etc	372 (0.85)	706 (1.62)	839 (1.93)	154 (0.35)	108 (0.25)	3.50 (70.00 %)
Approach towards promoting co-curricular and extra co-curricular activities	372 (0.85)	707 (1.62)	840 (1.93)	154 (0.35)	106 (0.24)	3.50 (70.00 %)
Adequacy and time-suitability of photocopying facility	378 (0.87)	689 (1.58)	874 (2.01)	150 (0.34)	88 (0.20)	3.51 (70.20 %)
College Canteen facility: timings and food quality	397 (0.91)	677 (1.55)	876 (2.01)	129 (0.30)	100 (0.23)	3.52 (70.40 %)
Centralized Computer laboratory and internet facility: qualitative and quantitative adequacy	395 (0.91)	716 (1.64)	835 (1.92)	150 (0.34)	83 (0.19)	3.55 (71.00 %)
Availability of distance learning resources, video lectures, web courses etc.	383 (0.88)	661 (1.52)	879 (2.02)	157 (0.36)	99 (0.23)	3.49 (69.80 %)
Student counseling and training for improving placements	378 (0.87)	677 (1.55)	873 (2.00)	159 (0.36)	92 (0.21)	3.50 (70.00 %)
Administrative office: Ease of Approachability	367 (0.84)	696 (1.60)	880 (2.02)	148 (0.34)	88 (0.20)	3.51 (70.20 %)
Administrative office: Ease of Approachability	378 (0.87)	709 (1.63)	853 (1.96)	147 (0.34)	92 (0.21)	3.52 (70.40 %)
Average For College Feedback					3.51 (70.27 %)	



Feedback Statistics Report
Feedback : ODD SEM FEEDBACK-2(BE 2ND/3RD/4TH YEAR, All PG) 2018

Feedback : ODD SEM FEEDBACK-2(BE 2ND/3RD/4TH YEAR, All PG) 2018

Feedback For Institute

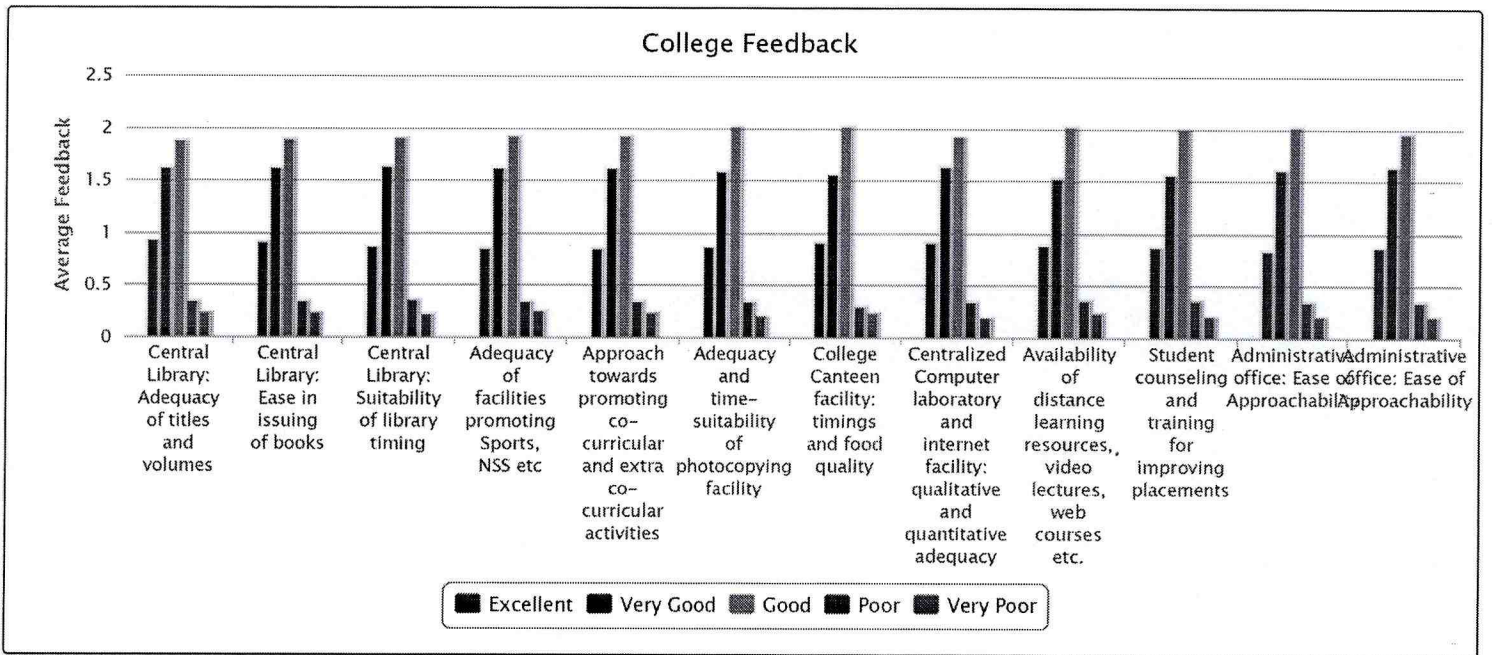




Feedback Statistics Report
Feedback : ODD SEM FEEDBACK-2(BE 2ND/3RD/4TH YEAR, All PG) 2018

Feedback : ODD SEM FEEDBACK-2(BE 2ND/3RD/4TH YEAR, All PG) 2018

Feedback For Institute





SHRI RAMDEOBABA COLLEGE OF ENGINEERING AND MANAGEMENT, NAGPUR

Katol Road, Nagpur, Maharashtra, India - 440 013.

Feedback Report Feedback : ODD SEM FEEDBACK-2(PG SEM-1) 2018 Feedback For Institute

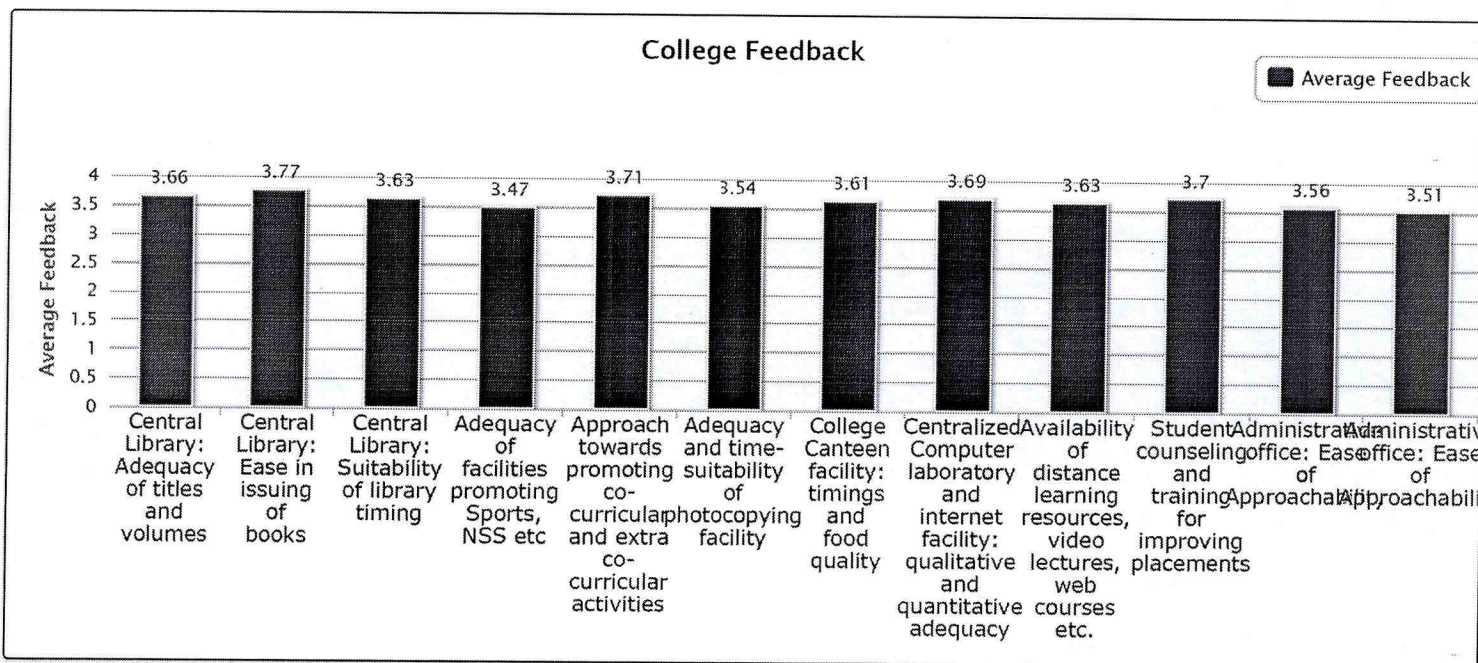
College Feedback	Total No of Respondent : 162					Average / Percentage
	Excellent	Very Good	Good	Poor	Very Poor	
Central Library: Adequacy of titles and volumes	33 (1.02)	55 (1.70)	63 (1.94)	8 (0.25)	3 (0.09)	3.66 (73.20 %)
Central Library: Ease in issuing of books	32 (0.99)	72 (2.22)	48 (1.48)	9 (0.28)	1 (0.03)	3.77 (75.40 %)
Central Library: Suitability of library timing	32 (0.99)	62 (1.91)	50 (1.54)	12 (0.37)	6 (0.19)	3.63 (72.60 %)
Adequacy of facilities promoting Sports, NSS etc	21 (0.65)	52 (1.60)	75 (2.31)	10 (0.31)	4 (0.12)	3.47 (69.40 %)
Approach towards promoting co-curricular and extra co-curricular activities	30 (0.93)	69 (2.13)	52 (1.60)	8 (0.25)	3 (0.09)	3.71 (74.20 %)
Adequacy and time-suitability of photocopying facility	23 (0.71)	54 (1.67)	75 (2.31)	7 (0.22)	3 (0.09)	3.54 (70.80 %)
College Canteen facility: timings and food quality	27 (0.83)	61 (1.88)	61 (1.88)	10 (0.31)	3 (0.09)	3.61 (72.20 %)
Centralized Computer laboratory and internet facility: qualitative and quantitative adequacy	27 (0.83)	76 (2.35)	44 (1.36)	11 (0.34)	4 (0.12)	3.69 (73.80 %)
Availability of distance learning resources, video lectures, web courses etc.	26 (0.80)	64 (1.98)	60 (1.85)	10 (0.31)	2 (0.06)	3.63 (72.60 %)
Student counseling and training for improving placements	28 (0.86)	64 (1.98)	64 (1.98)	6 (0.19)	0	3.70 (74.00 %)
Administrative office: Ease of Approachability	29 (0.90)	56 (1.73)	58 (1.79)	14 (0.43)	5 (0.15)	3.56 (71.20 %)
Administrative office: Ease of Approachability	24 (0.74)	61 (1.88)	56 (1.73)	16 (0.49)	5 (0.15)	3.51 (70.20 %)
Average For College Feedback						3.62 (72.47 %)



Feedback Statistics Report
Feedback : ODD SEM FEEDBACK-2(PG SEM-1) 2018

Feedback : ODD SEM FEEDBACK-2(PG SEM-1) 2018

Feedback For Institute

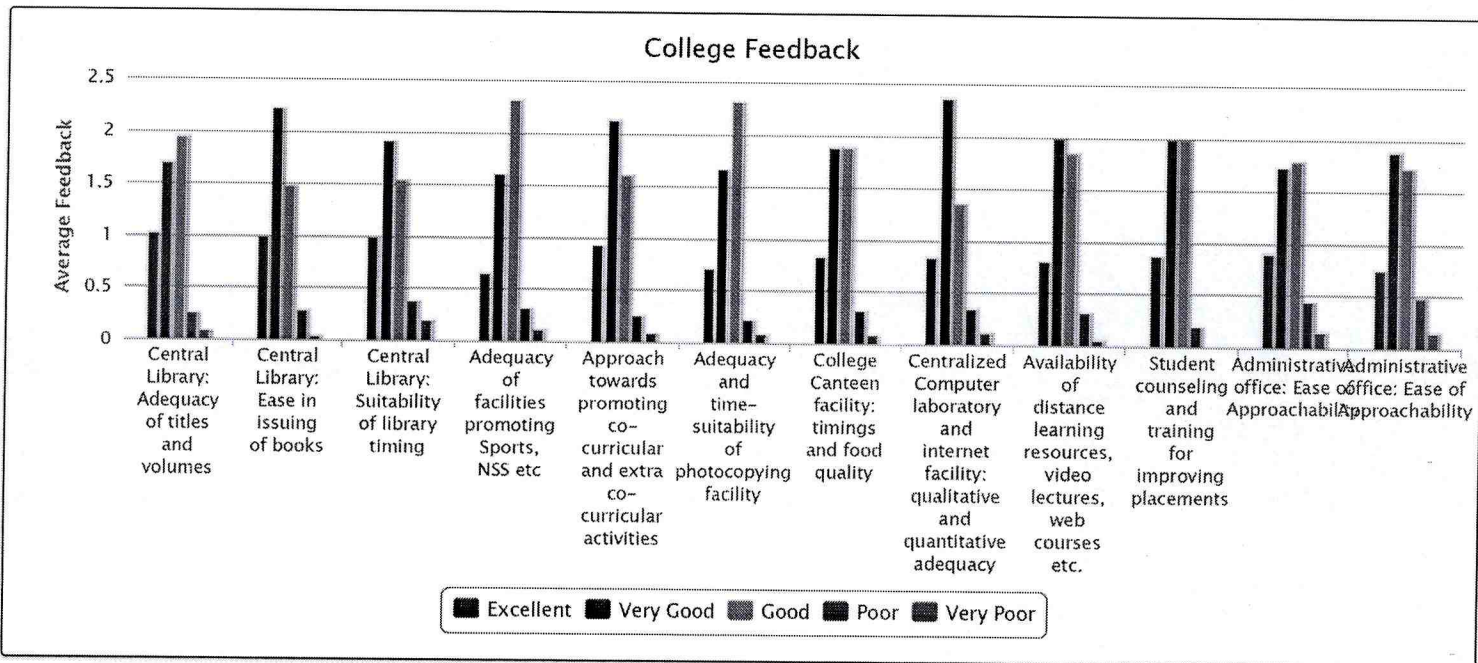




Feedback Statistics Report
Feedback : ODD SEM FEEDBACK-2(PG SEM-1) 2018

Feedback : ODD SEM FEEDBACK-2(PG SEM-1) 2018

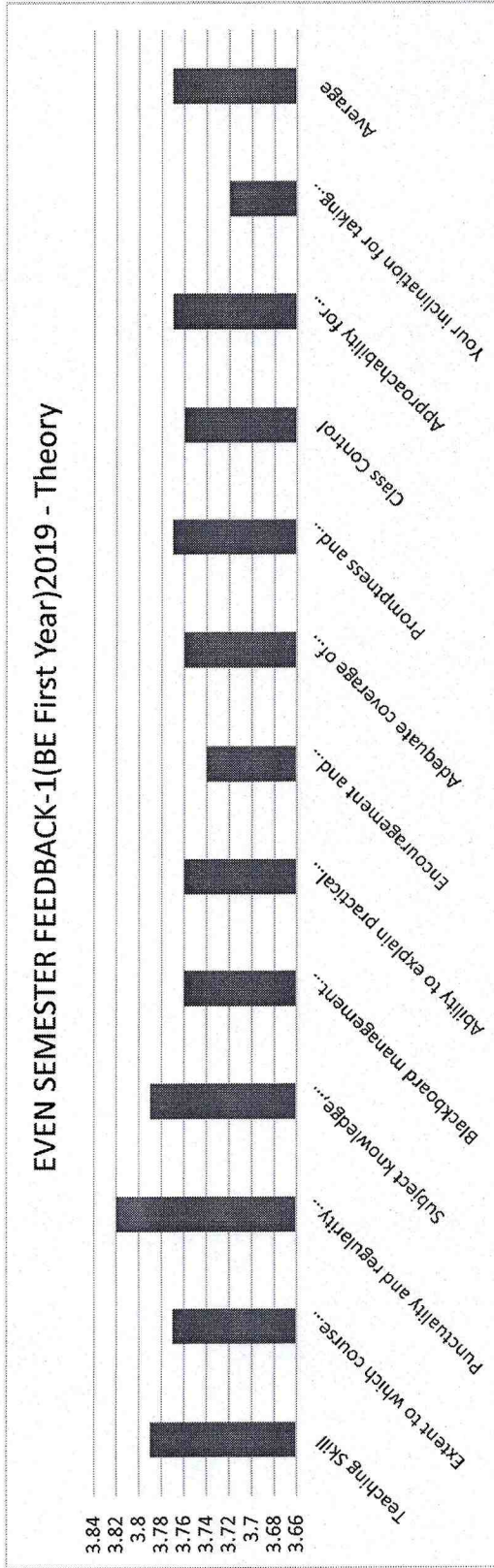
Feedback For Institute



**EVEN SEMESTER
FEEDBACK 1 & FEEDBACK 2**

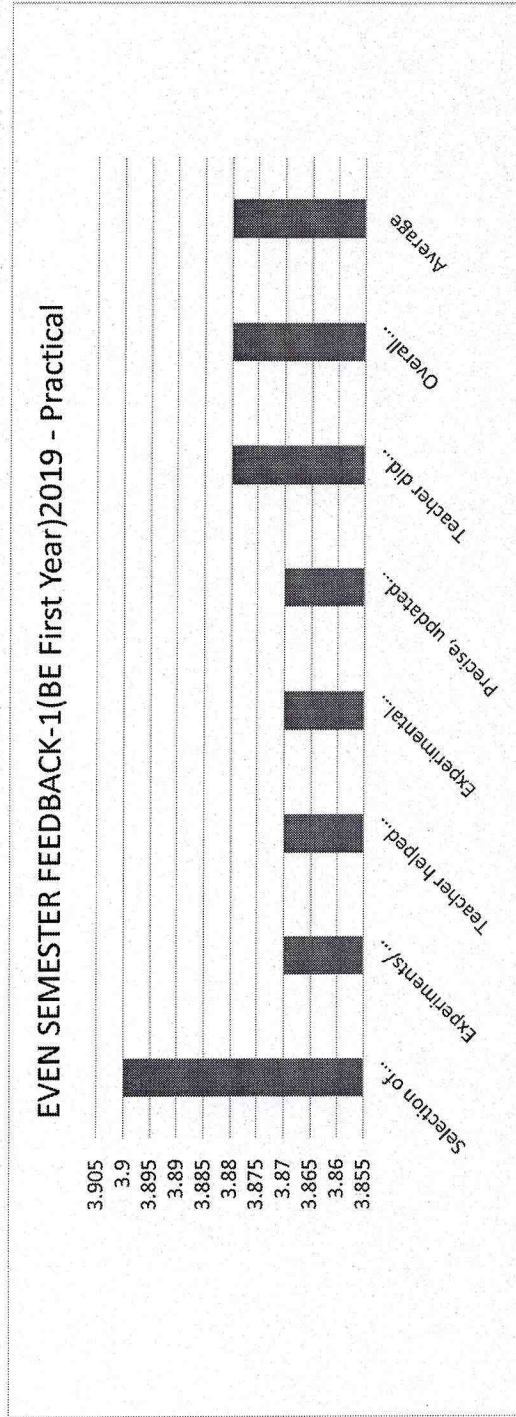
Theory Paper

Feedback	Teaching Skill	3.79	3.77	3.82	3.79	3.76	3.76	3.74	3.76	3.77	3.76	3.77	3.72	3.77	Average	
EVEN SEMESTER FEEDBACK-1(BE First Year)2019																



EVEN SEMESTER FEEDBACK-1(BE First Year)2019
Practical Paper

Feedback	Selection of experiments/ programming assignment/ case study were commensurate with the theory	Experiments/ programming assignment/ case study were leading towards proper conclusion/ interpretation	Teacher helped in understanding the experimental observations/ logic of the program/ case study/ field study	Experimental setup was well maintained and operational/ software provided for executing the program was proper	Precise, updated and self-explanatory manuals were provided	Teacher did assessment of experiments and journal regularly	Overall impression regarding the usefulness of the entire lab session in clarifying the student's theoretical knowledge	Average	3.88
EVEN SEMESTER FEEDBACK-1(BE First Year)2019	3.9	3.87	3.87	3.87	3.87	3.88	3.88	3.88	3.88





SHRI RAMDEOBABA COLLEGE OF ENGINEERING AND MANAGEMENT, NAGPUR

Katol Road, Nagpur, Maharashtra, India - 440 013.

Feedback Report Feedback : EVEN SEMESTER FEEDBACK-1(BE First Year)2019 Feedback For Institute

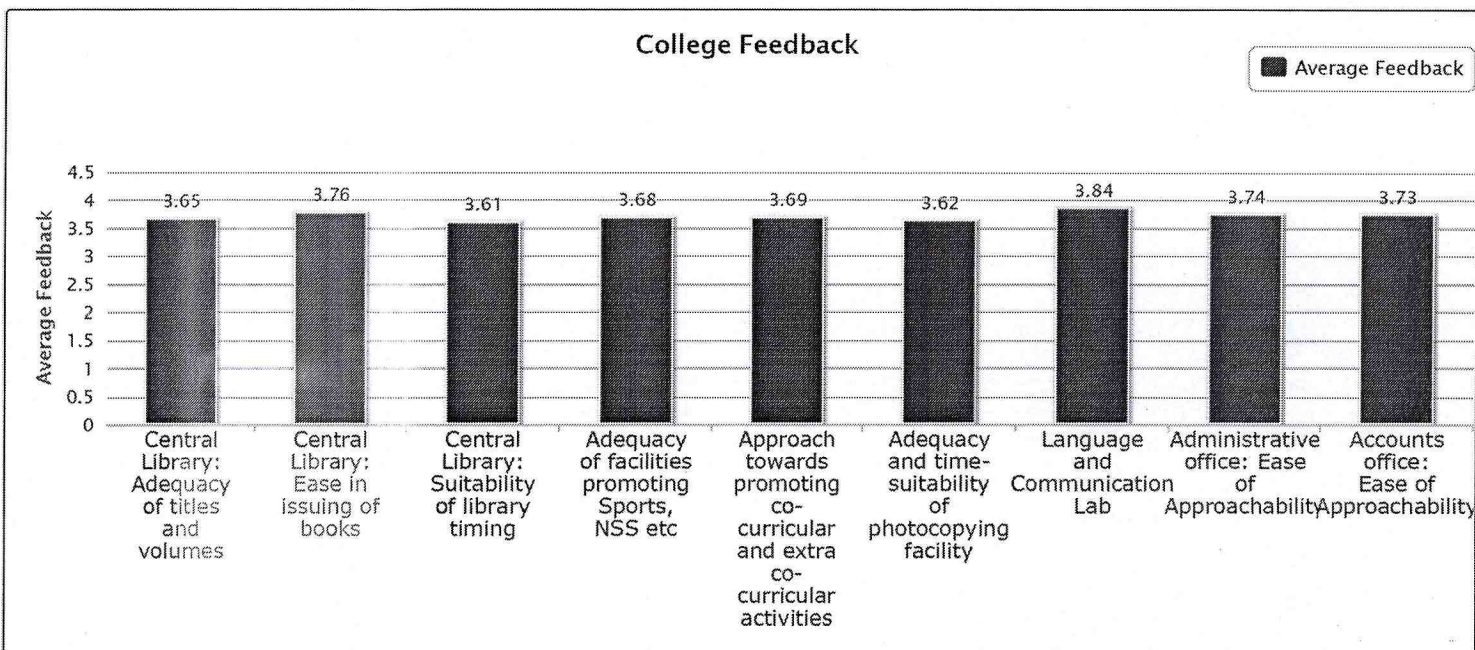
College Feedback	Total No of Respondent : 613					Average / Percentage
	Excellent	Very Good	Good	Poor	Very Poor	
Central Library: Adequacy of titles and volumes	142 (1.16)	194 (1.58)	214 (1.75)	44 (0.36)	19 (0.15)	3.65 (73.00 %)
Central Library: Ease in issuing of books	155 (1.26)	221 (1.80)	187 (1.53)	35 (0.29)	15 (0.12)	3.76 (75.20 %)
Central Library: Suitability of library timing	135 (1.10)	202 (1.65)	203 (1.66)	46 (0.38)	27 (0.22)	3.61 (72.20 %)
Adequacy of facilities promoting Sports, NSS etc	143 (1.17)	203 (1.66)	210 (1.71)	39 (0.32)	18 (0.15)	3.68 (73.60 %)
Approach towards promoting co-curricular and extra co-curricular activities	150 (1.22)	193 (1.57)	215 (1.75)	37 (0.30)	18 (0.15)	3.69 (73.80 %)
Adequacy and time-suitability of photocopying facility	138 (1.13)	197 (1.61)	208 (1.70)	50 (0.41)	20 (0.16)	3.62 (72.40 %)
Language and Communication Lab	175 (1.43)	211 (1.72)	190 (1.55)	28 (0.23)	9 (0.07)	3.84 (76.80 %)
Administrative office: Ease of Approachability	143 (1.17)	220 (1.79)	209 (1.70)	30 (0.24)	11 (0.09)	3.74 (74.80 %)
Accounts office: Ease of Approachability	143 (1.17)	206 (1.68)	229 (1.87)	25 (0.20)	10 (0.08)	3.73 (74.60 %)
Average For College Feedback						3.70 (74.04 %)



Feedback Statistics Report
Feedback : EVEN SEMESTER FEEDBACK-1(BE First Year)2019

Feedback : EVEN SEMESTER FEEDBACK-1(BE First Year)2019

Feedback For Institute

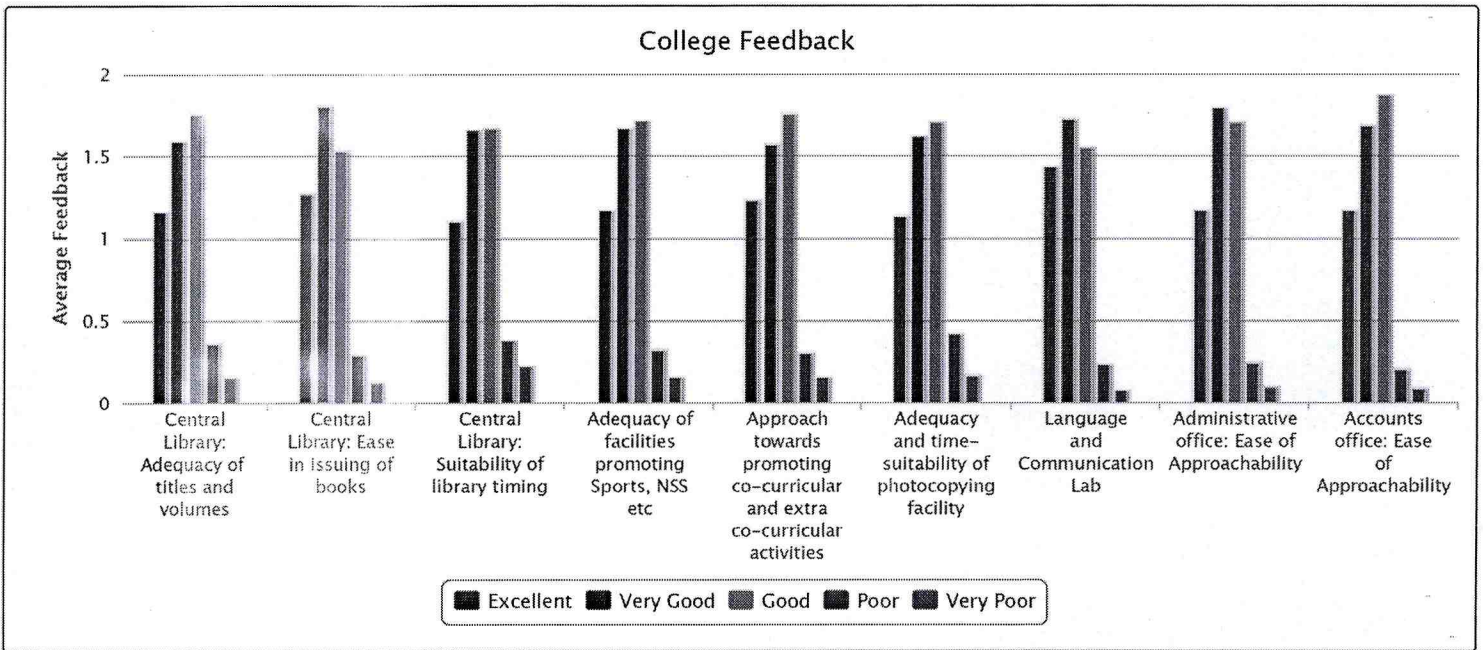




Feedback Statistics Report
Feedback : EVEN SEMESTER FEEDBACK-1(BE First Year)2019

Feedback : EVEN SEMESTER FEEDBACK-1(BE First Year)2019

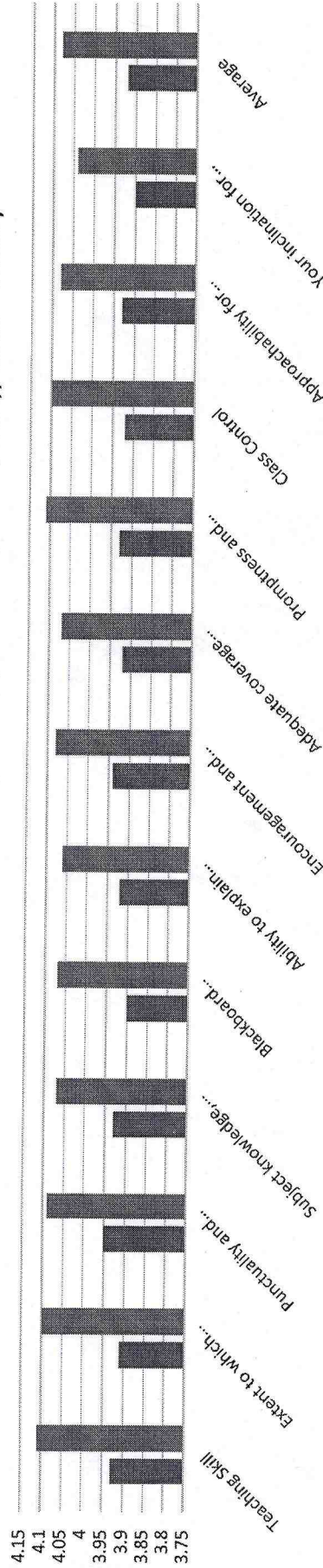
Feedback For Institute



Theory Paper

Feedback	Teaching Skill	Extent to which course outcomes were discussed in the beginning of the session	Punctuality and regularity in conducting classes	Subject knowledge, lecture preparation and organization	Blackboard management and communication skills	Ability to explain practical relevance and developments in the subject area	Encouragement and motivation to interactive teaching	Adequate coverage of syllabus	Promptness and impartiality in assessment	Class Control	Approachability for discussion and interaction outside the class	Your inclination for taking another course from this teacher	Average
EVEN SEM FEEDBACK-1(BE 2ND/3RD/4TH YEAR, All PG) 2019	3.93	3.91	3.95	3.93	3.9	3.92	3.94	3.92	3.93	3.92	3.93	3.9	3.92
EVEN SEMESTER FEEDBACK-1(PG SEM-2, MTech, MCA) 2019	4.11	4.1	4.09	4.07	4.07	4.06	4.08	4.07	4.11	4.1	4.08	4.04	4.08

EVEN SEM FEEDBACK-1(BE 2ND/3RD/4TH YEAR, All PG, (PG SEM-2, MTech, MCA)) 2019 - Theory



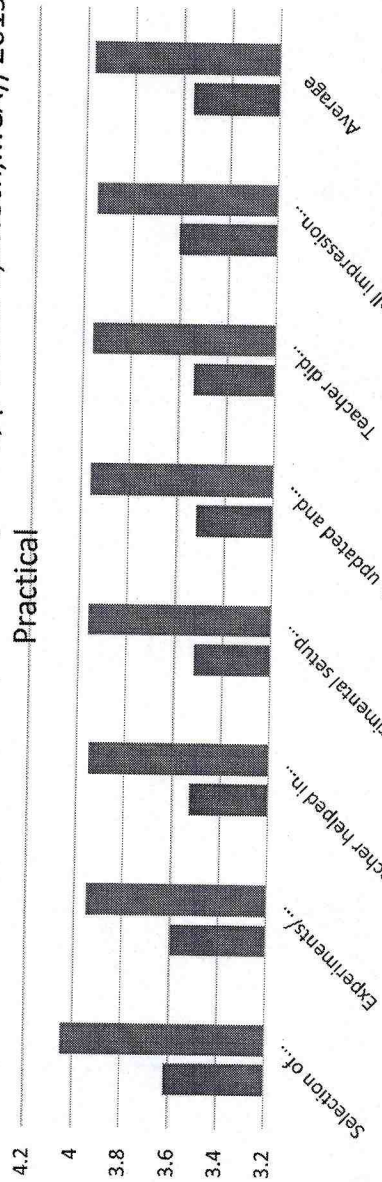
■ EVEN SEM FEEDBACK-1(BE 2ND/3RD/4TH YEAR, All PG) 2019

■ EVEN SEMESTER FEEDBACK-1(PG SEM-2, MTech, MCA) 2019

EVEN SEM FEEDBACK-1(BE 2ND/3RD/4TH YEAR, All PG, (PG SEM-2,MTech,MCA)) 2019
Practical Paper

Feedback	Selection of experiments/ programming assignment/ case study were commensurate with the theory	Experiments/ programming assignment/ case study were leading towards proper conclusion/ interpretation	Teacher helped in understanding the experimental observations/ logic of the program/ case study/ field study	Experimental setup was well maintained and operational/ software provided for executing the program was proper	Precise, updated and self-explanatory manuals were provided	Teacher did assessment of experiments and journal regularly	Overall impression regarding the usefulness of the entire lab session in clarifying the student's theoretical knowledge	Average
EVEN SEM FEEDBACK-1(BE 2ND/3RD/4TH YEAR, All PG) 2019	3.62	3.6	3.53	3.52	3.52	3.54	3.61	3.56
EVEN SEMESTER FEEDBACK-1(PG SEM-2,MTech,MCA) 2019	4.05	3.95	3.95	3.96	3.96	3.96	3.95	3.97

EVEN SEM FEEDBACK-1(BE 2ND/3RD/4TH YEAR, All PG, (PG SEM-2,MTech,MCA)) 2019 - Practical



■ EVEN SEM FEEDBACK-1(BE 2ND/3RD/4TH YEAR, All PG) 2019 ■ EVEN SEMESTER FEEDBACK-1(PG SEM-2,MTech,MCA) 2019



SHRI RAMDEOBABA COLLEGE OF ENGINEERING AND MANAGEMENT, NAGPUR

Katol Road, Nagpur, Maharashtra, India - 440 013.

Feedback Report

Feedback : EVEN SEM FEEDBACK-1(BE 2ND/3RD/4TH YEAR, AII PG) 2019
Feedback For Institute

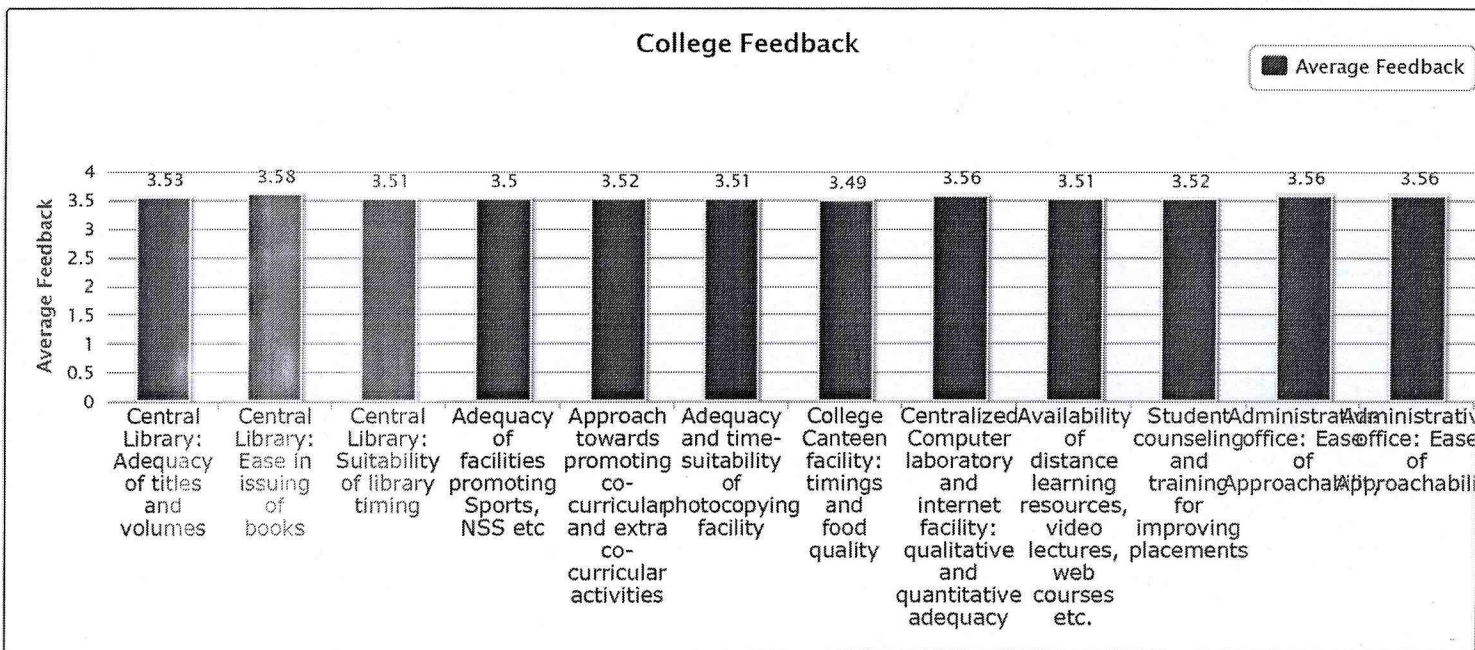
College Feedback	Total No of Respondent : 1587					Average / Percentage
	Excellent	Very Good	Good	Poor	Very Poor	
Central Library: Adequacy of titles and volumes	288 (0.91)	513 (1.62)	598 (1.88)	121 (0.38)	67 (0.21)	3.53 (70.60 %)
Central Library: Ease in issuing of books	298 (0.94)	540 (1.70)	592 (1.87)	100 (0.32)	57 (0.18)	3.58 (71.60 %)
Central Library: Suitability of library timing	275 (0.87)	514 (1.62)	615 (1.94)	115 (0.36)	68 (0.21)	3.51 (70.20 %)
Adequacy of facilities promoting Sports, NSS etc	266 (0.84)	508 (1.60)	638 (2.01)	105 (0.33)	70 (0.22)	3.50 (70.00 %)
Approach towards promoting co-curricular and extra co-curricular activities	272 (0.86)	521 (1.64)	622 (1.96)	101 (0.32)	71 (0.22)	3.52 (70.40 %)
Adequacy and time-suitability of photocopying facility	272 (0.86)	504 (1.59)	643 (2.03)	98 (0.31)	70 (0.22)	3.51 (70.20 %)
College Canteen facility: timings and food quality	261 (0.82)	507 (1.60)	637 (2.01)	114 (0.36)	68 (0.21)	3.49 (69.80 %)
Centralized Computer laboratory and internet facility: qualitative and quantitative adequacy	291 (0.92)	519 (1.64)	622 (1.96)	103 (0.32)	52 (0.16)	3.56 (71.20 %)
Availability of distance learning resources, video lectures, web courses etc.	268 (0.84)	524 (1.65)	609 (1.92)	123 (0.39)	63 (0.20)	3.51 (70.20 %)
Student counseling and training for improving placements	278 (0.88)	500 (1.58)	640 (2.02)	105 (0.33)	64 (0.20)	3.52 (70.40 %)
Administrative office: Ease of Approachability	281 (0.89)	525 (1.65)	631 (1.99)	96 (0.30)	54 (0.17)	3.56 (71.20 %)
Administrative office: Ease of Approachability	291 (0.92)	506 (1.59)	641 (2.02)	96 (0.30)	53 (0.17)	3.56 (71.20 %)
Average For College Feedback						3.53 (70.58 %)



Feedback Statistics Report
Feedback : EVEN SEM FEEDBACK-1(BE 2ND/3RD/4TH YEAR, All PG) 2019

Feedback : EVEN SEM FEEDBACK-1(BE 2ND/3RD/4TH YEAR, All PG) 2019

Feedback For Institute

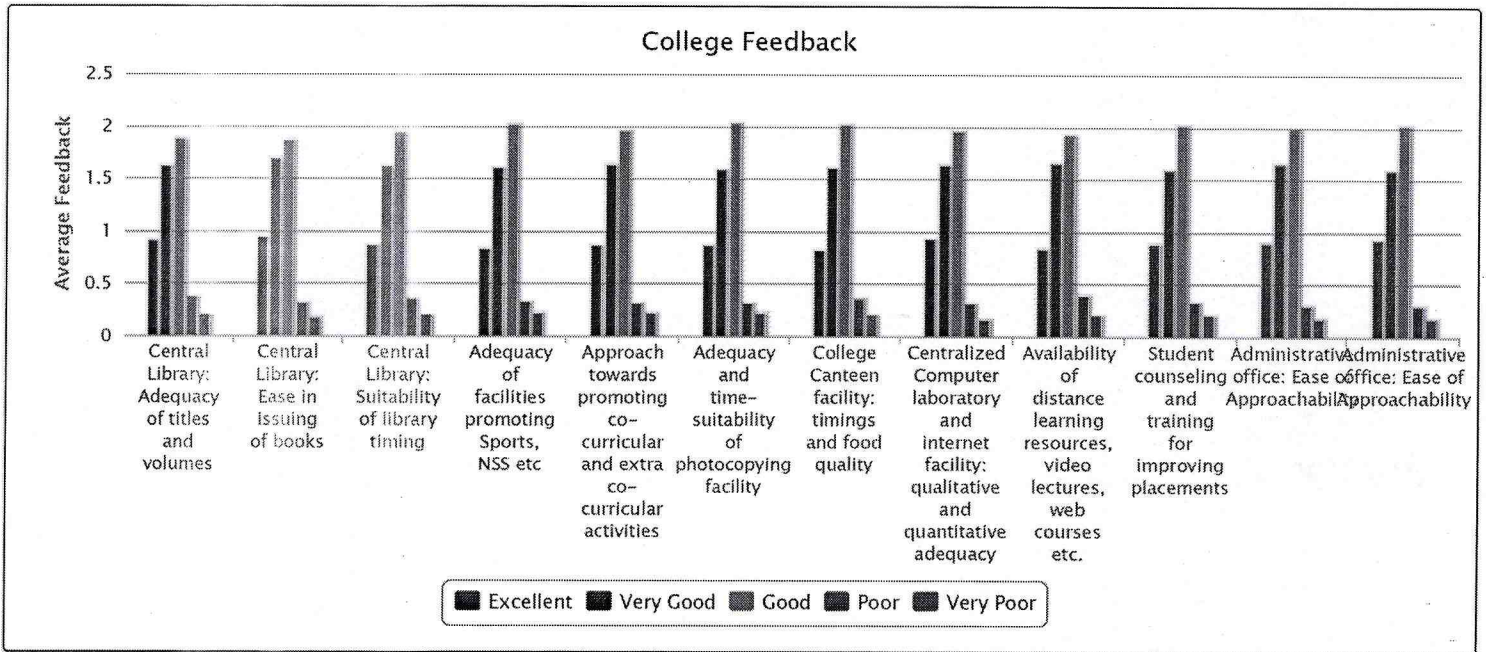




Feedback Statistics Report
Feedback : EVEN SEM FEEDBACK-1(BE 2ND/3RD/4TH YEAR, All PG) 2019

Feedback : EVEN SEM FEEDBACK-1(BE 2ND/3RD/4TH YEAR, All PG) 2019

Feedback For Institute





SHRI RAMDEOBABA COLLEGE OF ENGINEERING AND MANAGEMENT, NAGPUR

Katol Road, Nagpur, Maharashtra, India - 440 013.

Feedback Report

Feedback : EVEN SEMESTER FEEDBACK-1(PG SEM-2,MTech,MCA) 2019
Feedback For Institute

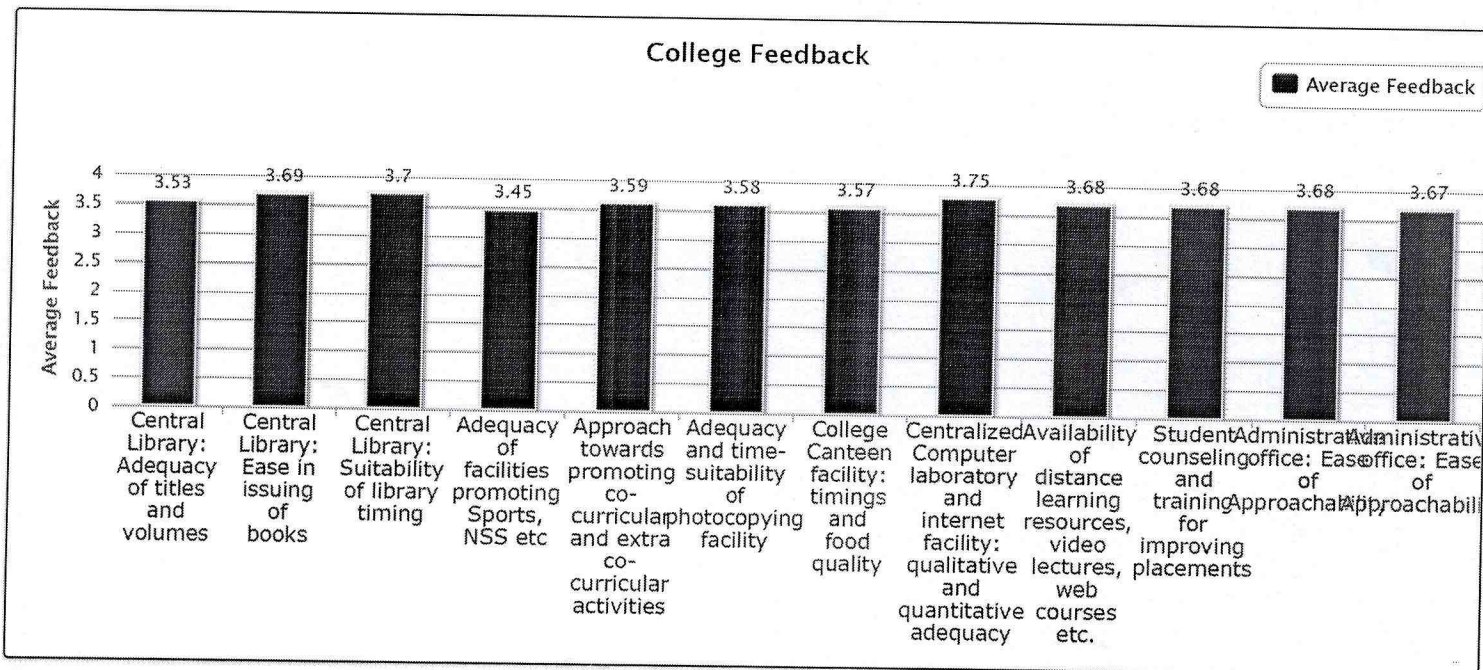
College Feedback	Total No of Respondent : 93					Average / Percentage
	Excellent	Very Good	Good	Poor	Very Poor	
Central Library: Adequacy of titles and volumes	15 (0.81)	28 (1.51)	42 (2.26)	7 (0.38)	1 (0.05)	3.53 (70.60 %)
Central Library: Ease in issuing of books	21 (1.13)	32 (1.72)	31 (1.67)	8 (0.43)	1 (0.05)	3.69 (73.80 %)
Central Library: Suitability of library timing	21 (1.13)	31 (1.67)	33 (1.77)	8 (0.43)	0	3.70 (74.00 %)
Adequacy of facilities promoting Sports, NSS etc	14 (0.75)	31 (1.67)	34 (1.83)	11 (0.59)	3 (0.16)	3.45 (69.00 %)
Approach towards promoting co-curricular and extra co-curricular activities	18 (0.97)	30 (1.61)	36 (1.94)	7 (0.38)	2 (0.11)	3.59 (71.80 %)
Adequacy and time-suitability of photocopying facility	15 (0.81)	33 (1.77)	38 (2.04)	5 (0.27)	2 (0.11)	3.58 (71.60 %)
College Canteen facility: timings and food quality	20 (1.08)	26 (1.40)	35 (1.88)	11 (0.59)	1 (0.05)	3.57 (71.40 %)
Centralized Computer laboratory and internet facility: qualitative and quantitative adequacy	16 (0.86)	38 (2.04)	39 (2.10)	0	0	3.75 (75.00 %)
Availability of distance learning resources, video lectures, web courses etc.	22 (1.18)	27 (1.45)	38 (2.04)	4 (0.22)	2 (0.11)	3.68 (73.60 %)
Student counseling and training for improving placements	18 (0.97)	35 (1.88)	33 (1.77)	6 (0.32)	1 (0.05)	3.68 (73.60 %)
Administrative office: Ease of Approachability	18 (0.97)	33 (1.77)	37 (1.99)	4 (0.22)	1 (0.05)	3.68 (73.60 %)
Administrative office: Ease of Approachability	15 (0.81)	38 (2.04)	35 (1.88)	4 (0.22)	1 (0.05)	3.67 (73.40 %)
Average For College Feedback						3.63 (72.62 %)



Feedback Statistics Report
Feedback : EVEN SEMESTER FEEDBACK-1(PG SEM-2,MTech,MCA) 2019

Feedback : EVEN SEMESTER FEEDBACK-1(PG SEM-2,MTech,MCA) 2019

Feedback For Institute

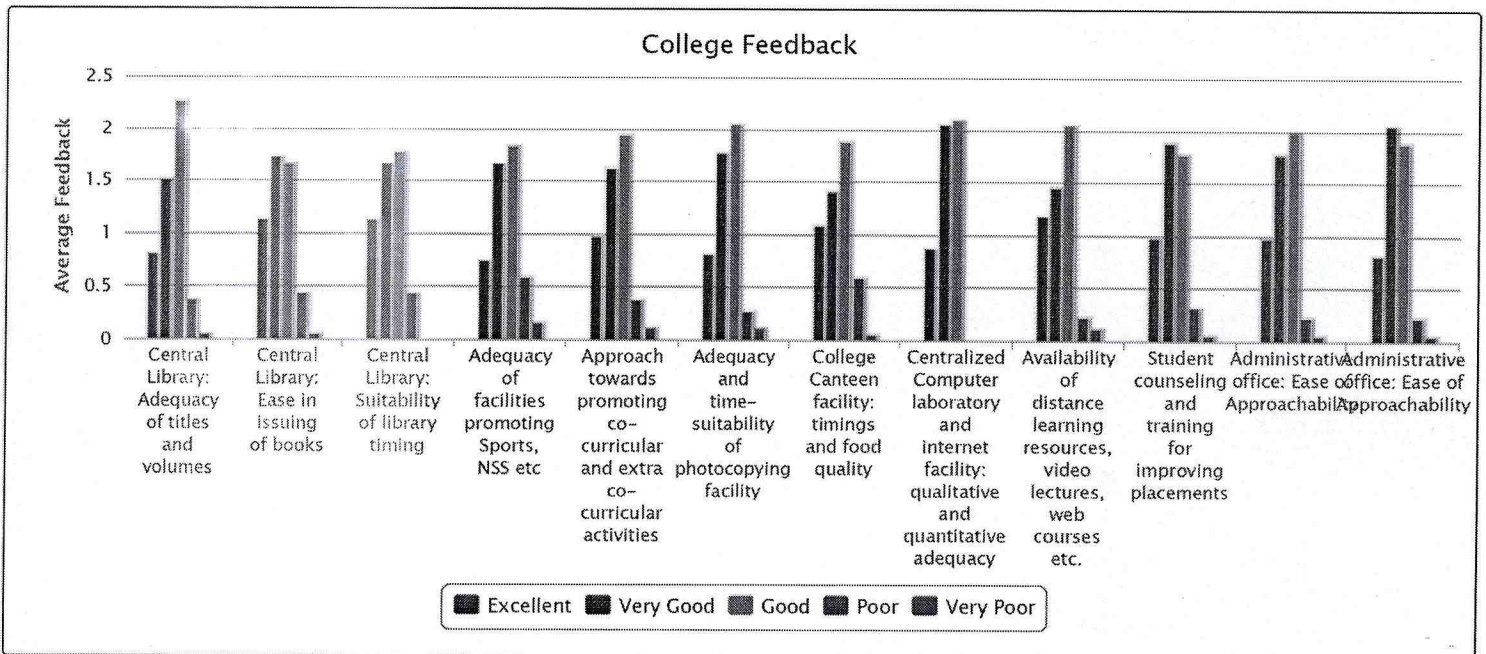




Feedback Statistics Report
Feedback : EVEN SEMESTER FEEDBACK-1(PG SEM-2,MTech,MCA) 2019

Feedback : EVEN SEMESTER FEEDBACK-1(PG SEM-2,MTech,MCA) 2019

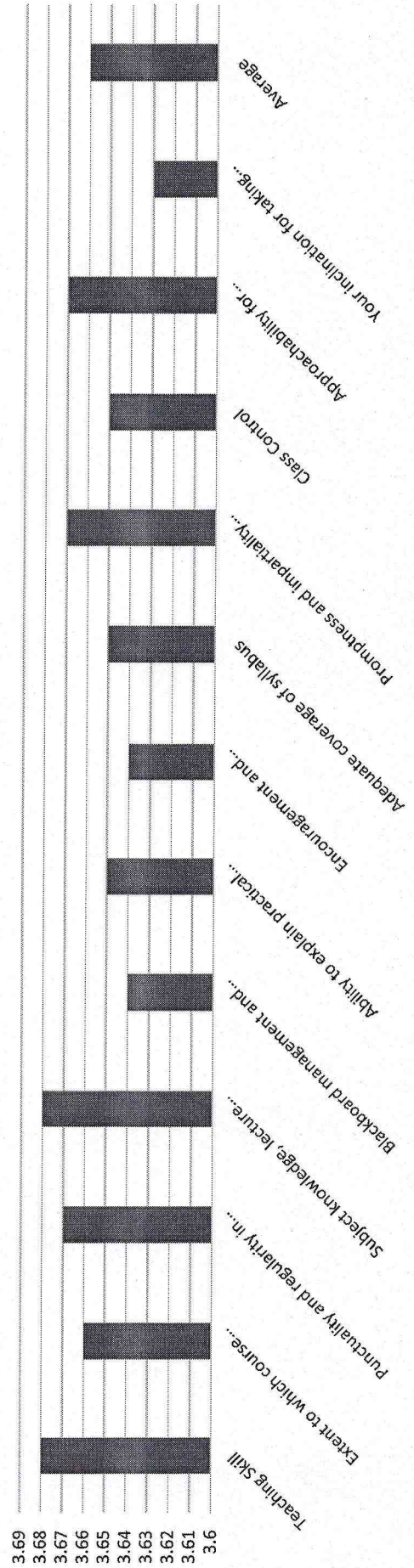
Feedback For Institute



Theory Paper

Feedback	Teaching Skill	Extent to which course outcomes were discussed in the beginning of the session	Punctuality and regularity in conducting classes	Subject knowledge by lecture preparation and organization	Blackboard management and communication skills	Ability to explain practical relevance and recent developments in the subject area	Encouragement and motivation to interactive teaching	Adequate coverage of syllabus	Promptness and impartiality in assessment	Class Control	Approachability for discussion and interaction outside the class	Your inclination for taking another course from this teacher	Average
EVEN SEMESTER FEEDBACK-2(BE First Year)2019	3.68	3.66	3.67	3.68	3.64	3.65	3.64	3.65	3.67	3.65	3.67	3.63	3.66


EVEN SEMESTER FEEDBACK-2(BE First Year)2019 - Theory



EVEN SEMESTER FEEDBACK-2(BE First Year)2019
Practical Paper

Feedback	Selection of experiments/ programming assignment/ case study were commensurate with the theory	Experiments/ programming assignment/ case study were leading towards proper conclusion/ interpretation	Teacher helped in understanding the experimental observations/ logic of the program/ case study/ field study	Experimental setup was well maintained and operational/ software provided for executing the program was proper	Precise, updated and self-explanatory manuals were provided	Teacher did assessment of experiments and journals regularly	Overall impression regarding the usefulness of the entire lab session in clarifying the student's theoretical knowledge	Average
EVEN SEMESTER FEEDBACK-2(BE First Year)2019	3.85	3.81	3.81	3.8	3.8	3.79	3.81	3.81

EVEN SEMESTER FEEDBACK-2(BE First Year)2019 - Practical





SHRI RAMDEOBABA COLLEGE OF ENGINEERING AND MANAGEMENT, NAGPUR

Katol Road, Nagpur, Maharashtra, India - 440 013.

Feedback Report Feedback : EVEN SEMESTER FEEDBACK-2(BE First Year)2019 Feedback For Institute

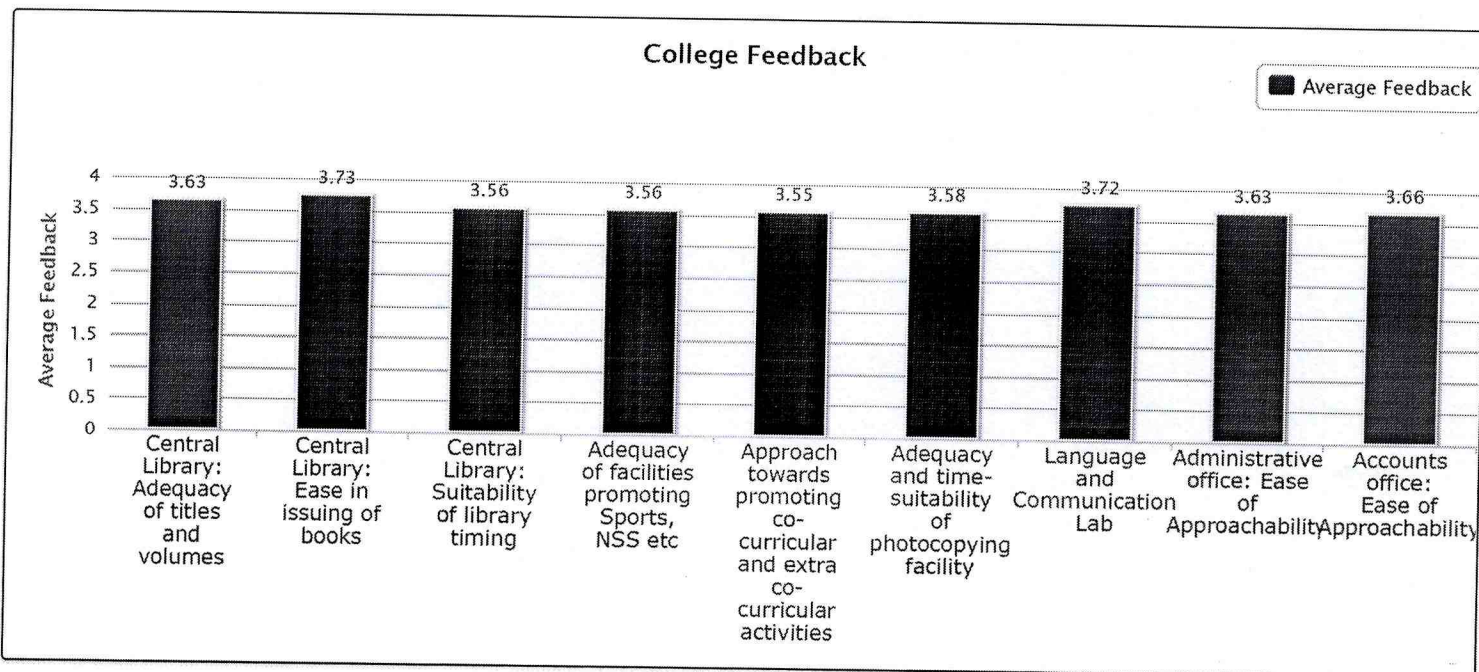
College Feedback	Total No of Respondent : 516					Average / Percentage
	Excellent	Very Good	Good	Poor	Very Poor	
Central Library: Adequacy of titles and volumes	116 (1.12)	167 (1.62)	178 (1.72)	38 (0.37)	17 (0.16)	3.63 (72.60 %)
Central Library: Ease in issuing of books	139 (1.35)	162 (1.57)	172 (1.67)	26 (0.25)	13 (0.13)	3.73 (74.60 %)
Central Library: Suitability of library timing	117 (1.13)	150 (1.45)	186 (1.80)	38 (0.37)	18 (0.17)	3.56 (71.20 %)
Adequacy of facilities promoting Sports, NSS etc	107 (1.04)	167 (1.62)	182 (1.76)	33 (0.32)	20 (0.19)	3.56 (71.20 %)
Approach towards promoting co-curricular and extra co-curricular activities	114 (1.10)	153 (1.48)	182 (1.76)	42 (0.41)	18 (0.17)	3.55 (71.00 %)
Adequacy and time-suitability of photocopying facility	113 (1.09)	155 (1.50)	194 (1.88)	32 (0.31)	15 (0.15)	3.58 (71.60 %)
Language and Communication Lab	140 (1.36)	160 (1.55)	174 (1.69)	22 (0.21)	13 (0.13)	3.72 (74.40 %)
Administrative office: Ease of Approachability	126 (1.22)	154 (1.49)	182 (1.76)	33 (0.32)	14 (0.14)	3.63 (72.60 %)
Accounts office: Ease of Approachability	124 (1.20)	168 (1.63)	177 (1.72)	25 (0.24)	15 (0.15)	3.66 (73.20 %)
Average For College Feedback						3.62 (72.49 %)



Feedback Statistics Report
Feedback : EVEN SEMESTER FEEDBACK-2(BE First Year)2019

Feedback : EVEN SEMESTER FEEDBACK-2(BE First Year)2019

Feedback For Institute

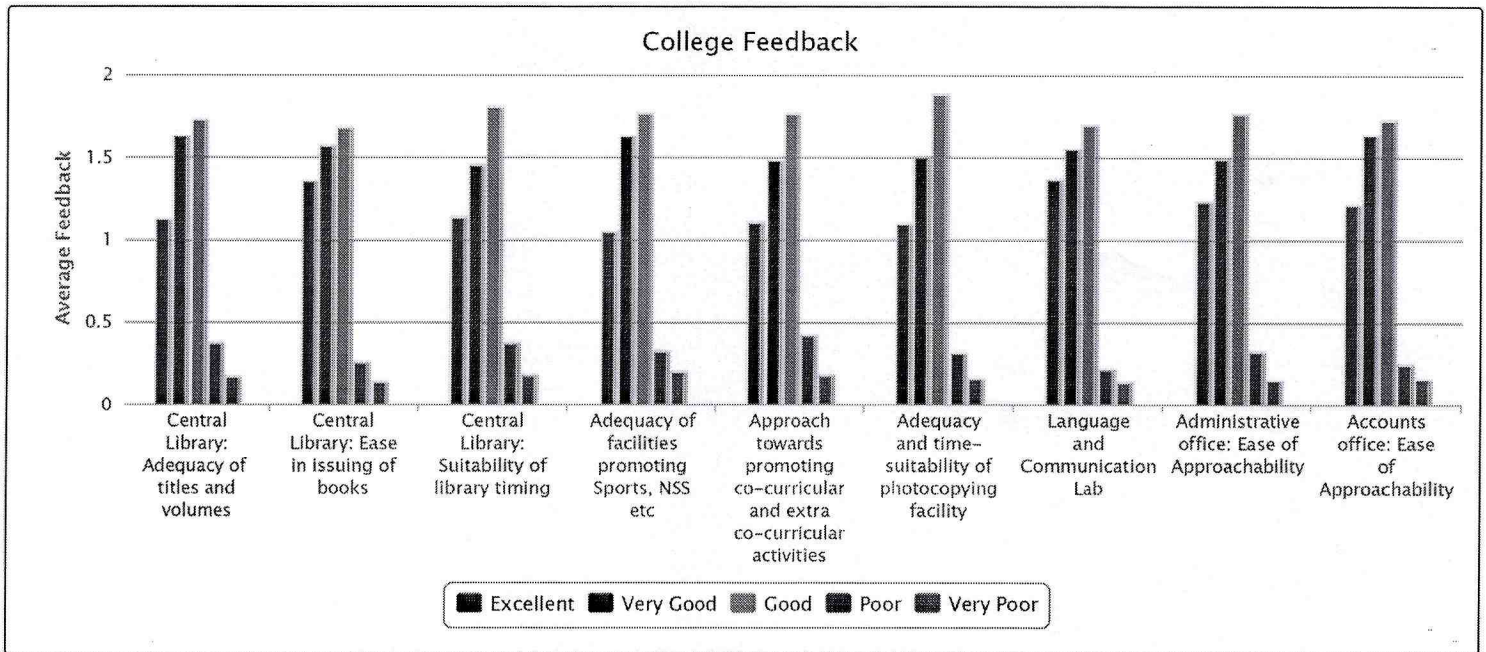




Feedback Statistics Report
Feedback : EVEN SEMESTER FEEDBACK-2(BE First Year)2019

Feedback : EVEN SEMESTER FEEDBACK-2(BE First Year)2019

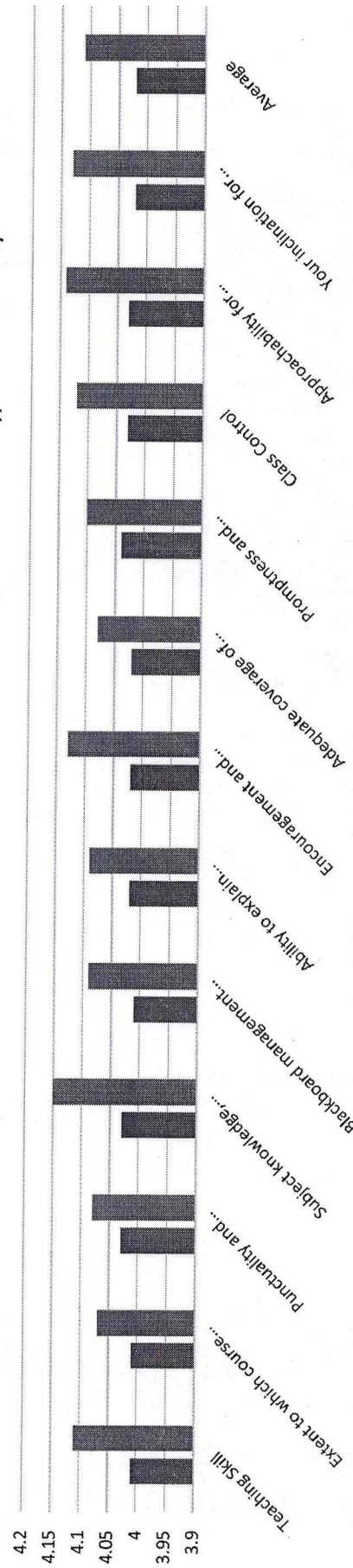
Feedback For Institute



Theory Paper

Feedback	Teaching Skill	Extent to which course outcomes were discussed in the beginning of the session	Punctuality and regularity in conducting classes	Subject knowledge, lecture preparation and organization	Blackboard management and communication skills	Ability to explain practical relevance and recent developments in the subject area	Encouragement and motivation to interactive teaching	Adequate coverage of syllabus	Promptness and impartiality in assessment	Class Control	Approach ability for discussion and interaction outside the class	Your inclination for taking another course from this teacher	Average
EVEN SEM FEEDBACK-2(BE 2ND/3RD/4TH YEAR, All PG) 2019	4.01	4.01	4.03	4.03	4.01	4.02	4.02	4.02	4.04	4.03	4.03	4.02	4.02
EVEN SEM FEEDBACK-2(MCA, MTech SEM-II) 2019	4.11	4.07	4.08	4.15	4.09	4.09	4.13	4.08	4.1	4.12	4.14	4.13	4.11

EVEN SEM FEEDBACK-2(BE 2ND/3RD/4TH YEAR, All PG, (MCA, MTech SEM-II)) 2019 - Theory

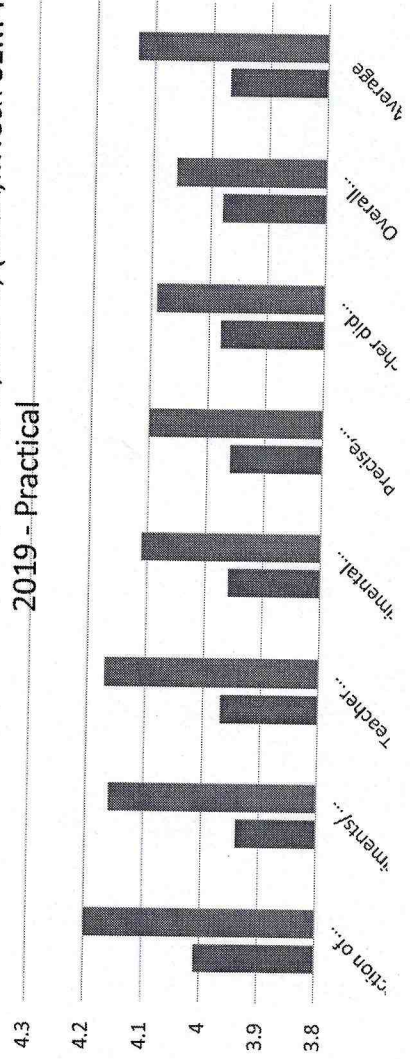


■ EVEN SEM FEEDBACK-2(BE 2ND/3RD/4TH YEAR, All PG) 2019 ■ EVEN SEM FEEDBACK-2(MCA, MTech SEM-II) 2019

Practical Paper

Feedback	Selection of experiments/ programming/ assignment/ case study were commensurate with the theory	Experiments/ programming/ assignment/ case study were leading towards proper conclusion/ interpretation	Teacher helped in understanding the experimental observations/ logic of the program/ case study/ field study	Experimental setup was well maintained and operational/ software provided for executing the program was proper	Precise, updated and self-explanatory manuals were provided	Teacher did assessment of experiments and journal regularly	Overall impression regarding the usefulness of the entire lab session in clarifying the student's theoretical knowledge	Average
EVEN SEM FEEDBACK-2(BE 2ND/3RD/4TH YEAR, ALL PG) 2019	4.01	3.94	3.97	3.96	3.96	3.98	3.98	3.97
EVEN SEM FEEDBACK-2(MCA,MTech SEM-II) 2019	4.2	4.16	4.17	4.11	4.1	4.09	4.06	4.13

EVEN SEM FEEDBACK-2(BE 2ND/3RD/4TH YEAR, ALL PG, (MCA,MTech SEM-II))





SHRI RAMDEOBABA COLLEGE OF ENGINEERING AND MANAGEMENT, NAGPUR

Katol Road, Nagpur, Maharashtra, India - 440 013.

Feedback Report

Feedback : EVEN SEM FEEDBACK-2(BE 2ND/3RD/4TH YEAR, AII PG) 2019

Feedback For Institute

College Feedback	Total No of Respondent : 2064					Average / Percentage
	Excellent	Very Good	Good	Poor	Very Poor	
Central Library: Adequacy of titles and volumes	406 (0.98)	692 (1.68)	740 (1.79)	143 (0.35)	83 (0.20)	3.58 (71.60 %)
Central Library: Ease in issuing of books	384 (0.93)	746 (1.81)	729 (1.77)	121 (0.29)	84 (0.20)	3.59 (71.80 %)
Central Library: Suitability of library timing	387 (0.94)	703 (1.70)	780 (1.89)	115 (0.28)	79 (0.19)	3.58 (71.60 %)
Adequacy of facilities promoting Sports, NSS etc	369 (0.89)	676 (1.64)	773 (1.87)	151 (0.37)	95 (0.23)	3.52 (70.40 %)
Approach towards promoting co-curricular and extra co-curricular activities	368 (0.89)	681 (1.65)	790 (1.91)	138 (0.33)	87 (0.21)	3.54 (70.80 %)
Adequacy and time-suitability of photocopying facility	360 (0.87)	669 (1.62)	774 (1.88)	160 (0.39)	101 (0.24)	3.50 (70.00 %)
College Canteen facility: timings and food quality	368 (0.89)	695 (1.68)	786 (1.90)	122 (0.30)	93 (0.23)	3.54 (70.80 %)
Centralized Computer laboratory and internet facility: qualitative and quantitative adequacy	387 (0.94)	692 (1.68)	775 (1.88)	140 (0.34)	69 (0.17)	3.57 (71.40 %)
Availability of distance learning resources, video lectures, web courses etc.	368 (0.89)	689 (1.67)	783 (1.90)	149 (0.36)	74 (0.18)	3.55 (71.00 %)
Student counseling and training for improving placements	365 (0.88)	694 (1.68)	777 (1.88)	135 (0.33)	91 (0.22)	3.53 (70.60 %)
Administrative office: Ease of Approachability	392 (0.95)	683 (1.65)	789 (1.91)	121 (0.29)	76 (0.18)	3.57 (71.40 %)
Administrative office: Ease of Approachability	385 (0.93)	689 (1.67)	788 (1.91)	118 (0.29)	81 (0.20)	3.57 (71.40 %)
Average For College Feedback						3.55 (71.07 %)

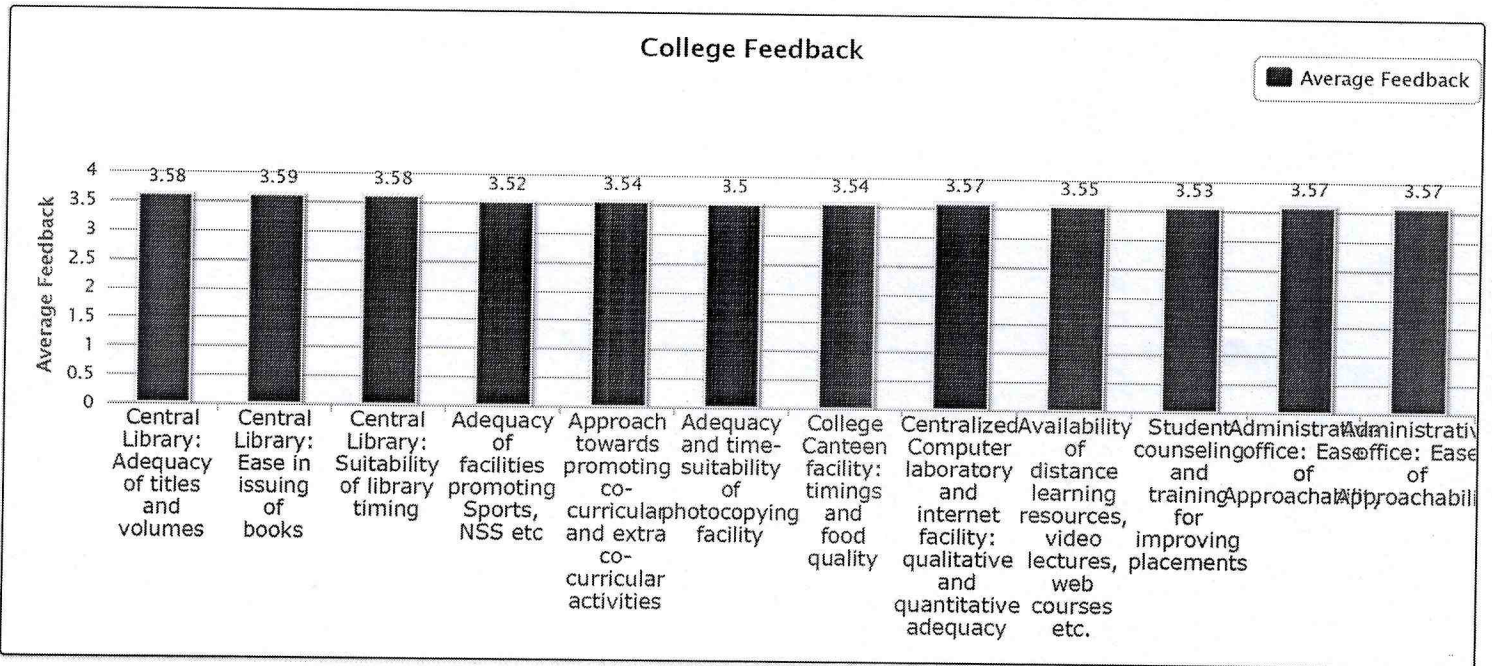


Feedback Statistics Report

Feedback : EVEN SEM FEEDBACK-2(BE 2ND/3RD/4TH YEAR, All PG) 2019

Feedback : EVEN SEM FEEDBACK-2(BE 2ND/3RD/4TH YEAR, All PG) 2019

Feedback For Institute



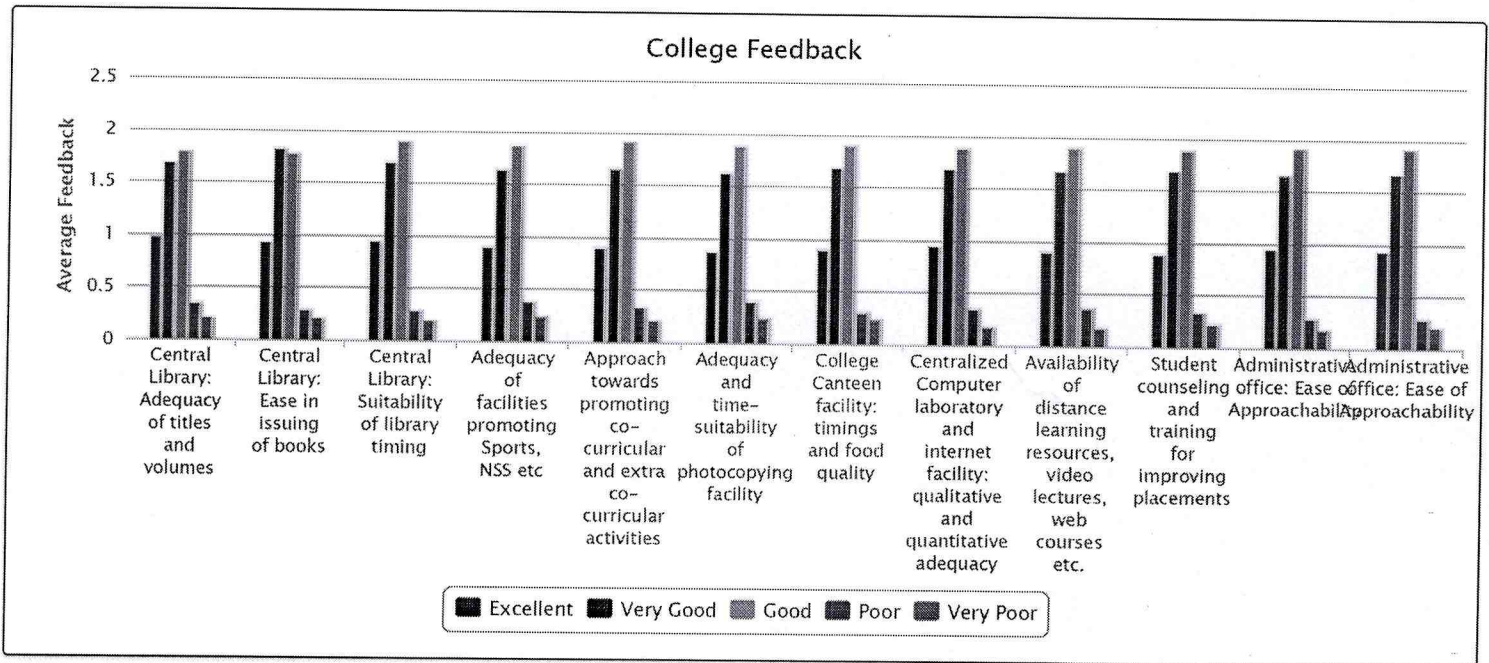


Feedback Statistics Report

Feedback : EVEN SEM FEEDBACK-2(BE 2ND/3RD/4TH YEAR, All PG) 2019

Feedback : EVEN SEM FEEDBACK-2(BE 2ND/3RD/4TH YEAR, All PG) 2019

Feedback For Institute





SHRI RAMDEOBABA COLLEGE OF ENGINEERING AND MANAGEMENT, NAGPUR

Katol Road, Nagpur, Maharashtra, India - 440 013.

Feedback Report Feedback : EVEN SEM FEEDBACK-2(MCA,MTECH SEM-II) 2019 Feedback For Institute

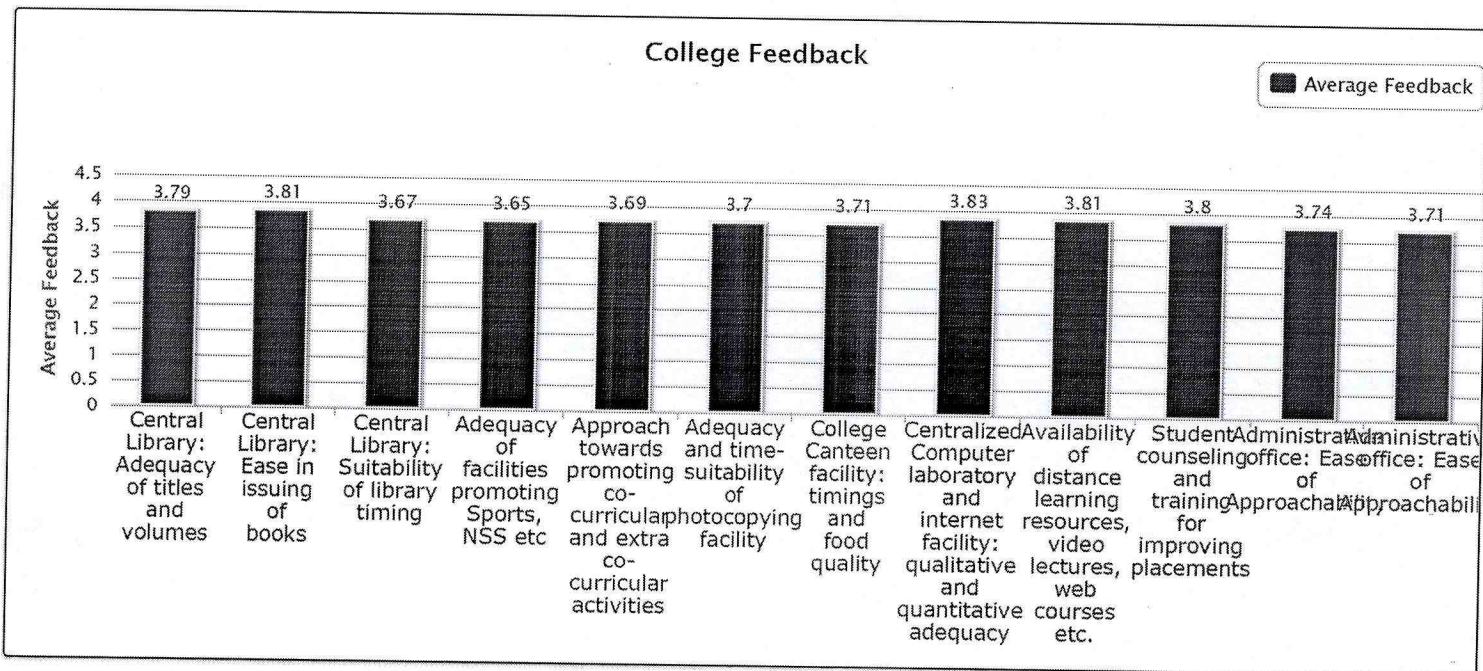
College Feedback	Total No of Respondent : 108					Average / Percentage
	Excellent	Very Good	Good	Poor	Very Poor	
Central Library: Adequacy of titles and volumes	23 (1.06)	45 (2.08)	35 (1.62)	4 (0.19)	1 (0.05)	3.79 (75.80 %)
Central Library: Ease in issuing of books	29 (1.34)	38 (1.76)	35 (1.62)	4 (0.19)	2 (0.09)	3.81 (76.20 %)
Central Library: Suitability of library timing	25 (1.16)	37 (1.71)	33 (1.53)	11 (0.51)	2 (0.09)	3.67 (73.40 %)
Adequacy of facilities promoting Sports, NSS etc	19 (0.88)	44 (2.04)	36 (1.67)	6 (0.28)	3 (0.14)	3.65 (73.00 %)
Approach towards promoting co-curricular and extra co-curricular activities	21 (0.97)	44 (2.04)	35 (1.62)	5 (0.23)	3 (0.14)	3.69 (73.80 %)
Adequacy and time-suitability of photocopying facility	24 (1.11)	40 (1.85)	35 (1.62)	6 (0.28)	3 (0.14)	3.70 (74.00 %)
College Canteen facility: timings and food quality	27 (1.25)	35 (1.62)	35 (1.62)	10 (0.46)	1 (0.05)	3.71 (74.20 %)
Centralized Computer laboratory and internet facility: qualitative and quantitative adequacy	29 (1.34)	42 (1.94)	30 (1.39)	4 (0.19)	3 (0.14)	3.83 (76.60 %)
Availability of distance learning resources, video lectures, web courses etc.	29 (1.34)	41 (1.90)	29 (1.34)	6 (0.28)	3 (0.14)	3.81 (76.20 %)
Student counseling and training for improving placements	25 (1.16)	46 (2.13)	28 (1.30)	8 (0.37)	1 (0.05)	3.80 (76.00 %)
Administrative office: Ease of Approachability	27 (1.25)	44 (2.04)	24 (1.11)	8 (0.37)	5 (0.23)	3.74 (74.80 %)
Administrative office: Ease of Approachability	25 (1.16)	44 (2.04)	27 (1.25)	7 (0.32)	5 (0.23)	3.71 (74.20 %)
Average For College Feedback						3.74 (74.85 %)



Feedback Statistics Report
Feedback : EVEN SEM FEEDBACK-2(MCA,MTech SEM-II) 2019

Feedback : EVEN SEM FEEDBACK-2(MCA,MTech SEM-II) 2019

Feedback For Institute





Feedback Statistics Report
Feedback : EVEN SEM FEEDBACK-2(MCA,MTech SEM-II) 2019

Feedback : EVEN SEM FEEDBACK-2(MCA,MTech SEM-II) 2019

Feedback For Institute

